

FISCAL YEAR 2023 REVENUE AND EXPENDITURE ANALYSIS THROUGH DECEMBER

1. ACTUAL COMPARED TO FORECAST VARIANCE AND NET FAVORABILITY ANALYSIS

CURRENT YEAR-TO-DATE
REVENUE COLLECTIONS
INDICATE A

\$11,540

UNFAVORABLE COMPARED TO
FORECAST

CURRENT YEAR-TO-DATE
EXPENDITURES INDICATE A

\$316,805

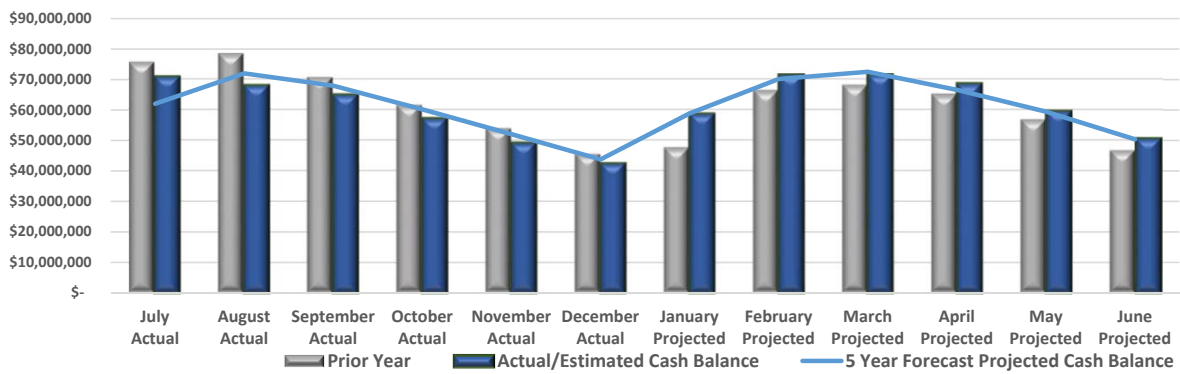
FAVORABLE COMPARED TO
FORECAST

POTENTIAL NET IMPACT
WOULD RESULT IN A

\$305,265

FAVORABLE IMPACT ON THE
CASH BALANCE

2. VARIANCE AND CASH BALANCE COMPARISON



CURRENT MONTHLY CASH FLOW
ESTIMATES A JUNE 30, 2023 CASH
BALANCE OF

\$50,682,510

Current monthly cash flow estimates, including actual data through December indicate that the June 30, 2023 cash balance will be \$50,682,510, which is \$305,265 more than the five year forecast of \$50,377,245.

June 30 ESTIMATED CASH
BALANCE IS

\$305,265

MORE THAN THE
FORECAST/BUDGET AMOUNT

3. FISCAL YEAR 2023 REVENUE SHORTFALL/SURPLUS ANALYSIS (BASED UPON ACTUAL/ESTIMATED VARIANCE)

FY 2022 June Cash
Balance

\$46,781,024

Estimated
FY 2023 June
Cash Balance

\$50,682,510

OPERATING SURPLUS OF

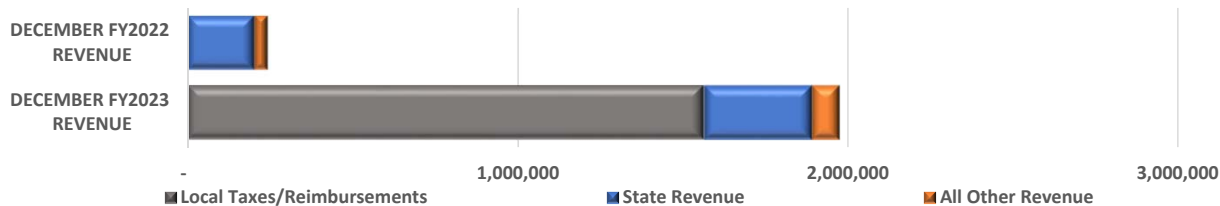
\$3,901,486

WILL INCREASE THE CASH BALANCE
BY THE END OF THE FISCAL YEAR

Current cash flow monthly trend-estimates indicate this year's ending June 30 cash balance will INCREASE \$3,901,486 compared to last fiscal year ending June 30. This surplus outcome is the result of the cash flow revenue estimate of \$110,913,164 totaling more than estimated cash flow expenditures of \$107,011,678.

FISCAL YEAR 2023 MONTHLY REVENUE ANALYSIS - DECEMBER

1. DECEMBER REVENUE COLLECTIONS COMPARED TO PRIOR YEAR



	Actual Revenue Collections For December	Prior Year Revenue Collections		Actual Compared to Last Year
Local Taxes/Reimbursements	1,561,599	-	▲	1,561,599
State Revenue	327,558	203,100	▲	124,458
All Other Revenue	84,098	39,641	▲	44,457
Total Revenue	1,973,255	242,741	▲	1,730,514

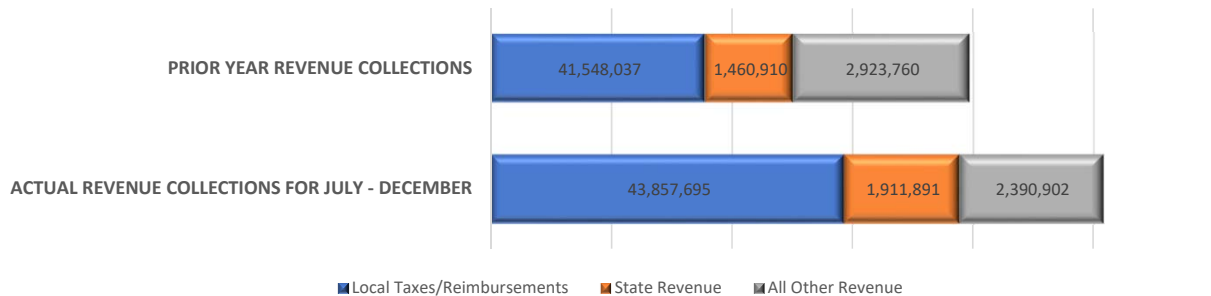
Actual revenue for the month was up

\$1,730,514

compared to last year.

Overall total revenue for December is up 712.9% (\$1,730,514). The largest change in this December's revenue collected compared to December of FY2022 is higher local taxes (\$1,561,599) and higher unrestricted grants in aid (\$99,099). A single month's results can be skewed compared to a prior year because of the timing of revenue received. The fiscal year-to-date results, when involving additional months of revenue activity can provide more insight.

2. ACTUAL REVENUE RECEIVED THROUGH DECEMBER COMPARED TO THE PRIOR YEAR



	Actual Revenue Collections For July - December	Prior Year Revenue Collections For July - December		Current Year Compared to Last Year
Local Taxes/Reimbursements	43,857,695	41,548,037	▲	2,309,659
State Revenue	1,911,891	1,460,910	▲	450,981
All Other Revenue	2,390,902	2,923,760	▼	(532,858)
Total Revenue	48,160,488	45,932,706	▲	2,227,782

COMPARED TO THE SAME PERIOD, TOTAL REVENUES ARE

\$2,227,782

HIGHER THAN THE PREVIOUS YEAR

Fiscal year-to-date General Fund revenue collected totaled \$48,160,488 through December, which is \$2,227,782 or 4.9% higher than the amount collected last year. The largest difference in revenue when comparing current year-to-date revenue collected through December to the same period last year is local taxes revenue coming in \$2,287,783 higher compared to the previous year, followed by advances in coming in -\$732,812 lower.

FISCAL YEAR 2023 REVENUE ANALYSIS - JULY - DECEMBER

3. POSSIBLE CASH FLOW VARIANCE FROM FORECAST DUE TO FYTD ACTUAL RESULTS

CURRENT YEAR-TO-DATE REVENUE
COLLECTIONS INDICATE A

\$11,540

UNFAVORABLE COMPARED TO
FORECAST

	Forecast Annual Revenue Estimates	Cash Flow Actual/Estimated Calculated Annual Amount	Current Year Forecast Compared to Actual/Estimated
Loc. Taxes/Reimbur.	102,615,621	102,599,269	(16,352)
State Revenue	3,900,334	4,010,591	110,257
All Other Revenue	4,408,749	4,303,303	(105,446)
Total Revenue	110,924,704	110,913,164	(11,540)

The top two categories (unrestricted grants in aid and investment earnings), represents 660.4% of the variance between current revenue estimates and the amounts projected in the five year forecast.

The total variance of \$11,540 (current revenue estimates vs. amounts projected in the five year forecast) is equal to .01% forecast annual revenue

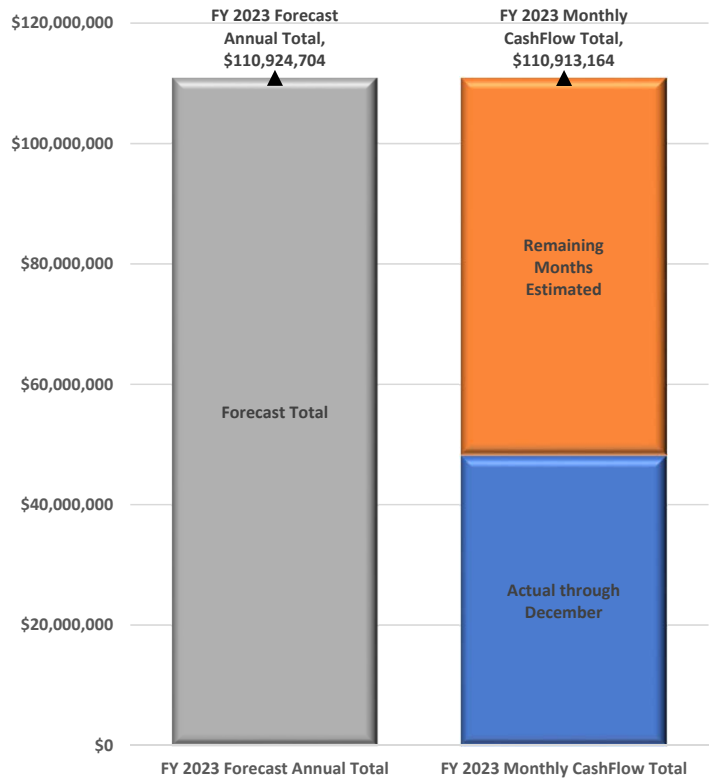
Top Forecast vs. Cash Flow Actual/Estimated Amounts

Variance Based on Actual/Estimated Annual Amount	Expected Over/(Under) Forecast
Unrestricted Grants In Aid ▲	120,480
Investment Earnings ▼	(44,273)
Miscellaneous Receipts ▼	(37,126)
Refund of Prior Year Expense ▼	(24,473)
All Other Revenue Categories ▼	(26,147)
Total Revenue ▼	(11,540)

4. REVENUE VARIANCE ANALYSIS OF POTENTIAL IMPACT

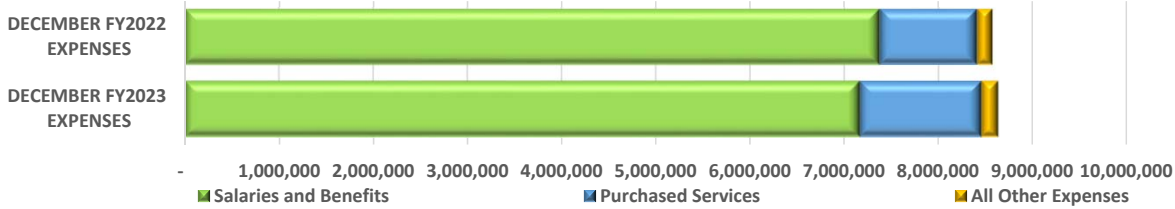
Results through December indicate an unfavorable variance of \$11,540 compared to the forecast total annual revenue. This means the forecast cash balance could be reduced.

The fiscal year is 50% complete. Monthly cash flow, comprised of 6 actual months plus 6 estimated months indicates revenue totaling \$110,913,164 which is -\$11,540 less than total revenue projected in the district's current forecast of \$110,924,704



FISCAL YEAR 2023 MONTHLY EXPENDITURE ANALYSIS - DECEMBER

1. DECEMBER EXPENDITURES COMPARED TO PRIOR YEAR



	Actual Expenses For December	Prior Year Expenditure Incurred	Actual Compared to Last Year
Salaries and Benefits	7,165,632	7,378,173	▼ (212,541)
Purchased Services	1,293,751	1,034,441	▲ 259,311
All Other Expenses	179,906	165,971	▲ 13,935
Total Expenditures	8,639,290	8,578,585	▲ 60,705



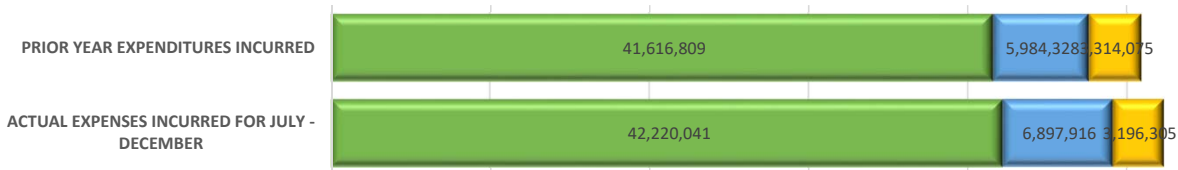
Actual expenses for the month was up

\$60,705

compared to last year.

Overall total expenses for December are up .7% (\$60,705). The largest change in this December's expenses compared to December of FY2022 is higher professional and technical services (\$244,460), lower all other classified salaries (-\$137,124) and lower all other certified salaries (-\$89,040). A single month's results can be skewed compared to a prior year because of the timing when expenses are incurred. The fiscal year-to-date results, when involving additional months of expense activity can provide more insight.

2. ACTUAL EXPENSES INCURRED THROUGH DECEMBER COMPARED TO THE PRIOR YEAR



	Actual Expenses For July - December	Prior Year Expenditures Incurred	Actual Compared to Last Year
Salaries and Benefits	42,220,041	41,616,809	▲ 603,232
Purchased Services	6,897,916	5,984,328	▲ 913,589
All Other Expenses	3,196,305	3,314,075	▼ (117,770)
Total Expenditures	52,314,262	50,915,212	▲ 1,399,050

Compared to the same period, total expenditures are

\$1,399,050

higher than the previous year

Fiscal year-to-date General Fund expenses totaled \$52,314,262 through December, which is \$1,399,050 or 2.7% higher than the amount expended last year. The largest difference in expenditures when comparing current year-to-date expenditures through December to the same period last year is that regular certified salaries costs are \$485,334 higher compared to the previous year, followed by professional and technical services coming in \$419,149 higher and non - utility property services coming in \$402,937 higher.

FISCAL YEAR 2023 EXPENDITURE ANALYSIS - JULY - DECEMBER

3. POSSIBLE CASH FLOW VARIANCE FROM FORECAST DUE TO FYTD ACTUAL RESULTS

**CURRENT YEAR-TO-DATE
EXPENDITURES INDICATE A**

\$316,805

**FAVORABLE COMPARED TO
FORECAST**

	Forecasted Annual Expenses	Cash Flow Actual/Estimated Calculated Annual Amount	Forecasted amount compared to Actual/Estimated
Salaries and Benefits	86,496,460	86,394,398	▼ (102,062)
Purchased Services	15,056,544	14,980,256	▼ (76,288)
All Other Expenses	5,775,479	5,637,024	▼ (138,455)
Total Expenditures	107,328,483	107,011,678	▼ (316,805)

Top Forecast vs. Cash Flow Actual/Estimated Amounts

Variance Based on Actual/Estimated Annual Amount	Expected Over/(Under) Forecast
All Other Classified Salaries ▲	151,338
Dues and Fees ▼	(132,843)
Regular Certified Salaries ▼	(109,905)
Utilities ▲	70,165
All Other Expense Categories ▼	(295,561)
Total Expenses ▼	(316,805)

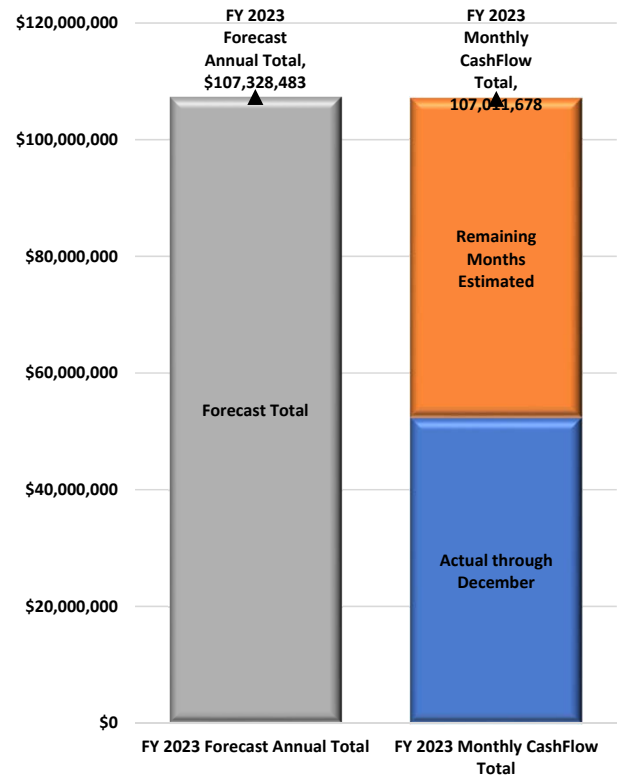
The top two categories (all other classified salaries and dues and fees), represents 5.8% of the variance between current expense estimates and the amounts projected in the five year forecast.

The total variance of \$316,805 (current expense estimates vs. amounts projected in the five year forecast) is equal to .3% of the total Forecasted annual expenses.

4. EXPENDITURE VARIANCE ANALYSIS OF POTENTIAL IMPACT

Results through December indicate that Fiscal Year 2023 actual/estimated expenditures could total \$107,011,678 which has a favorable expenditure variance of \$316,805. This means the forecast cash balance could be improved.

The fiscal year is approximately 50% complete. Monthly cash flow, comprised of 6 actual months plus 6 estimated months indicates expenditures totaling \$107,011,678 which is -\$316,805 less than total expenditures projected in the district's current forecast of \$107,328,483



Upper Arlington City Schools Cash Summary Report

Full Account Code	Description	Initial Cash	MTD Received	FYTD Received	MTD Expended	FYTD Expended	Fund Balance	Encumbrance	Unencumbered Balance
Fund: 001									
001-0000	General Fund	\$ 46,727,143.09	\$ 1,973,165.05	\$ 48,160,231.75	\$ 8,639,289.92	\$ 52,311,974.19	\$ 42,575,400.65	\$ 7,690,765.98	\$ 34,884,634.67
001-9103	General Fund DRA Royalty	0.00	0.00	0.00	0.00	0.00	0.00	0.00	0.00
001-9194	General Fund School Bus Allowance Fund	0.00	0.00	0.00	0.00	0.00	0.00	0.00	0.00
001-9300	General Fund Budget Reserve	0.00	0.00	0.00	0.00	0.00	0.00	0.00	0.00
001-9519	Legacy Capital Campaign	53,880.95	89.63	256.28	0.00	2,288.02	51,849.21	0.00	51,849.21
		\$ 46,781,024.04	\$ 1,973,254.68	\$ 48,160,488.03	\$ 8,639,289.92	\$ 52,314,262.21	\$ 42,627,249.86	\$ 7,690,765.98	\$ 34,936,483.88
Fund: 002									
002-0000	Bond Retirement Fund	8,142,356.02	0.00	6,783,285.53	0.00	11,461,032.51	3,464,609.04	0.00	3,464,609.04
		\$ 8,142,356.02	\$ 0.00	\$ 6,783,285.53	\$ 0.00	\$ 11,461,032.51	\$ 3,464,609.04	\$ 0.00	\$ 3,464,609.04
Fund: 003									
003-0000	Capital Project Fund	5,855,980.45	17,022.06	1,765,246.66	8,116.52	1,218,879.77	6,402,347.34	525,300.29	5,877,047.05
003-9001	SCOREBOARD DONATIONS	0.00	0.00	0.00	0.00	0.00	0.00	0.00	0.00
003-9009	PI Tremont Addition (TAN)	0.00	0.00	0.00	0.00	0.00	0.00	0.00	0.00
003-9013	HB 264 Capital Projects FY13	0.00	0.00	0.00	0.00	0.00	0.00	0.00	0.00
003-9017	2017 Building Capital Campaign	0.00	0.00	0.00	0.00	0.00	0.00	0.00	0.00
003-9101	Capital Project 412 Technology Fund	0.00	0.00	0.00	0.00	0.00	0.00	0.00	0.00
		\$ 5,855,980.45	\$ 17,022.06	\$ 1,765,246.66	\$ 8,116.52	\$ 1,218,879.77	\$ 6,402,347.34	\$ 525,300.29	\$ 5,877,047.05
Fund: 004									
004-9017	2017 Construction & Renovations	7,707,865.84	13,562.23	79,234.60	47,674.60	2,057,187.23	5,729,913.21	2,913,142.41	2,816,770.80
		\$ 7,707,865.84	\$ 13,562.23	\$ 79,234.60	\$ 47,674.60	\$ 2,057,187.23	\$ 5,729,913.21	\$ 2,913,142.41	\$ 2,816,770.80
Fund: 006									
006-0000	Food Service Fund	1,106,590.12	233,279.65	1,253,705.93	258,457.85	1,205,078.42	1,155,217.63	158,069.81	997,147.82
006-9000	Food Service Fund	110,264.75	0.00	0.00	6,390.27	42,043.04	68,221.71	25,745.88	42,475.83
		\$ 1,216,854.87	\$ 233,279.65	\$ 1,253,705.93	\$ 264,848.12	\$ 1,247,121.46	\$ 1,223,439.34	\$ 183,815.69	\$ 1,039,623.65
Fund: 007									
007-9000	Unclaimed Funds	12,466.27	(450.00)	(3,324.50)	0.00	0.00	9,141.77	0.00	9,141.77
007-9004	BECS Building Fund Reserve	23,224.84	40.34	114.90	0.00	0.00	23,339.74	0.00	23,339.74
007-9005	BECS Staff Fund	0.00	0.00	0.00	0.00	0.00	0.00	0.00	0.00
007-9009	Classified Account Fund	2,197.03	0.00	0.00	0.00	0.00	2,197.03	0.00	2,197.03
007-9010	Barrington Fundraising	0.00	3,602.90	3,602.90	3,602.90	3,602.90	0.00	0.00	0.00
007-9040	Greensview Fundraiser	0.00	8,169.79	8,169.79	0.00	0.00	8,169.79	8,169.79	0.00
007-9045	Greensview Staff/Flower Fund	79.58	3.86	30.37	0.00	0.00	109.95	340.00	(230.05)
007-9050	Tremont Fundraiser	0.00	0.00	641.75	641.75	641.75	0.00	0.00	0.00
007-9055	Tremont Staff/Flower Fund	328.20	6.33	30.35	0.00	314.96	43.59	0.00	43.59
007-9060	Wickliffe Fundraiser	0.00	0.00	450.00	450.00	450.00	0.00	0.00	0.00
007-9066	Wickliffe Flower Fund	73.85	(0.75)	17.65	0.00	88.06	3.44	328.41	(324.97)
007-9070	Windermere Fundraiser	0.00	0.00	0.00	0.00	0.00	0.00	0.00	0.00

Upper Arlington City Schools Cash Summary Report

Full Account Code	Description	Initial Cash	MTD Received	FYTD Received	MTD Expended	FYTD Expended	Fund Balance	Encumbrance	Unencumbered Balance
007-9080	Hastings Flower Fund	\$ 397.35	\$ 28.12	\$ 1,912.68	\$ 62.33	\$ 62.33	\$ 2,247.70	\$ 362.23	\$ 1,885.47
007-9090	Jones Fundraiser	0.00	0.00	0.00	0.00	0.00	0.00	0.00	0.00
007-9091	Jones Scholarships	11,895.14	0.00	1,460.00	0.00	0.00	13,355.14	0.00	13,355.14
007-9100	High School Flower Fund	0.00	0.00	0.00	0.00	0.00	0.00	0.00	0.00
007-9102	District Trust Fund	0.00	0.00	0.00	0.00	0.00	0.00	0.00	0.00
007-9170	Windermere Flower Fund	3.86	0.00	2,417.79	0.00	0.00	2,421.65	0.00	2,421.65
007-9190	SPECIAL TRUST	0.00	0.00	0.00	0.00	0.00	0.00	0.00	0.00
007-9250	Central Office Staff Fund	1,163.68	(8.87)	(8.87)	0.00	0.00	1,154.81	0.00	1,154.81
007-9251	Leadership Team Fund	578.67	0.00	0.00	109.99	291.60	287.07	0.00	287.07
007-9252	Burbank Office Fund	2,062.10	14.65	31.54	0.00	35.66	2,057.98	1,482.08	575.90
007-9254	Operational Services Staff Fund	792.88	10.83	35.47	0.00	0.00	828.35	0.00	828.35
007-9255	Transportation Staff Fund	1,546.13	8.04	96.11	0.00	0.00	1,642.24	0.00	1,642.24
007-9256	Mincy Staff Flower Fund	128.97	0.00	465.00	50.00	160.00	433.97	0.00	433.97
007-9257	District Trust Account	36,210.36	0.00	0.00	0.00	0.00	36,210.36	0.00	36,210.36
007-9259	Jones Staff Fund	239.14	12.31	45.16	0.00	74.97	209.33	116.24	93.09
007-9801	SPECIAL TRUST	0.00	0.00	0.00	0.00	0.00	0.00	0.00	0.00
007-9802	Hastings Student Community Fund	17,413.42	0.00	120.00	0.00	0.00	17,533.42	0.00	17,533.42
007-9803	Hastings MS NW Counseling Scholarship	0.00	0.00	0.00	0.00	0.00	0.00	0.00	0.00
007-9804	Hastings Fundraiser	0.00	253.00	3,500.28	0.00	3,247.28	253.00	0.00	253.00
007-9901	SPECIAL TRUST	0.00	0.00	0.00	0.00	0.00	0.00	0.00	0.00
007-9904	BECS Family Fund	11,262.76	19.57	55.72	0.00	0.00	11,318.48	0.00	11,318.48
		\$ 122,064.23	\$ 11,710.12	\$ 19,864.09	\$ 4,916.97	\$ 8,969.51	\$ 132,958.81	\$ 10,798.75	\$ 122,160.06
Fund:	009								
009-0000	District Uniform Supply Fund	0.00	0.00	0.00	0.00	0.00	0.00	0.00	0.00
009-9010	USS Barrington	5,905.43	200.00	19,960.00	80.00	8,734.18	17,131.25	742.30	16,388.95
009-9012	USS District Technology	0.00	0.00	0.00	0.00	0.00	0.00	0.00	0.00
009-9040	USS Greensview	3,427.92	25.00	11,200.00	107.89	7,930.93	6,696.99	0.00	6,696.99
009-9050	USS Tremont	11,613.97	300.00	15,450.00	1,295.71	4,588.01	22,475.96	1,149.08	21,326.88
009-9060	USS Wickliffe	1,244.15	275.00	11,850.00	45.59	7,362.40	5,731.75	1,015.72	4,716.03
009-9070	USS Windermere	13,764.11	200.00	14,135.00	821.42	10,176.66	17,722.45	981.60	16,740.85
009-9080	USS Hastings	6,450.57	15.00	12,035.95	1,441.56	10,066.08	8,420.44	527.37	7,893.07
009-9090	USS Jones	19,369.80	100.50	12,040.60	449.67	11,378.54	20,031.86	1,678.75	18,353.11
009-9091	Jones USF Phys Ed.	149.73	0.00	0.00	0.00	0.00	149.73	0.00	149.73
009-9100	USS High School Workbooks	9,113.28	0.00	0.00	0.00	1,950.45	7,162.83	0.00	7,162.83
009-9101	USS Highschool - Science	0.00	0.00	0.00	0.00	0.00	0.00	0.00	0.00
009-9102	USS High School - Art	6,967.64	1,960.00	27,560.00	3,275.85	18,073.28	16,454.36	1,937.37	14,516.99
009-9103	USS High School - Industrial Tech	2,242.48	0.00	0.00	0.00	0.00	2,242.48	0.00	2,242.48
009-9104	USS High School - Comm HS Program	0.00	0.00	0.00	0.00	0.00	0.00	0.00	0.00

Upper Arlington City Schools Cash Summary Report

Full Account Code	Description	Initial Cash	MTD Received	FYTD Received	MTD Expended	FYTD Expended	Fund Balance	Encumbrance	Unencumbered Balance
009-9105	USS High School - IB Program	\$ 0.00	\$ 0.00	\$ 0.00	\$ 0.00	\$ 0.00	\$ 0.00	\$ 0.00	\$ 0.00
009-9113	USS UAHS - Science	13,993.09	1,820.00	31,635.00	1,801.28	8,493.47	37,134.62	805.53	36,329.09
009-9903	Jones Life Skills Fund	4,015.57	0.00	0.00	0.00	0.00	4,015.57	0.00	4,015.57
		\$ 98,257.74	\$ 4,895.50	\$ 155,866.55	\$ 9,318.97	\$ 88,754.00	\$ 165,370.29	\$ 8,837.72	\$ 156,532.57
Fund:	018								
018-9000	Principal Fund-District Wide	0.00	0.00	0.00	0.00	0.00	0.00	0.00	0.00
018-9005	BECS Principal Account	10,941.87	0.00	1,376.88	240.00	2,019.75	10,299.00	2,320.45	7,978.55
018-9010	Barrington Principal Fund	14,577.08	(7.19)	30.46	0.00	13,259.32	1,348.22	1,903.03	(554.81)
018-9011	Reading Recovery Fund	0.00	0.00	0.00	0.00	0.00	0.00	0.00	0.00
018-9012	Barrington Field Trip Fund	0.00	0.00	0.00	0.00	0.00	0.00	0.00	0.00
018-9040	Greensview Principal Fund	39,433.39	0.00	0.00	191.06	5,989.78	33,443.61	3,250.00	30,193.61
018-9050	Tremont Principal Fund	2,681.41	0.00	134.75	1,750.33	2,282.71	533.45	258.52	274.93
018-9060	Wickliffe Principal Fund	8,429.43	10,975.00	10,975.00	0.00	2,078.18	17,326.25	152.95	17,173.30
018-9061	Informal 25th Year Fund	0.00	0.00	0.00	0.00	0.00	0.00	0.00	0.00
018-9062	Wickliffe Hatcher Award	0.00	0.00	0.00	0.00	0.00	0.00	0.00	0.00
018-9063	PUBLIC SCHOOL SUPPORT	0.00	0.00	0.00	0.00	0.00	0.00	0.00	0.00
018-9070	Windermere Principal Fund	15,359.35	0.00	0.00	78.09	1,831.09	13,528.26	0.00	13,528.26
018-9071	Windermere Staff Development Fund	0.00	0.00	0.00	0.00	0.00	0.00	0.00	0.00
018-9080	Hastings Principal Fund	23,812.13	271.63	1,324.34	1,248.19	7,657.64	17,478.83	375.05	17,103.78
018-9090	Jones Principal Fund	4,745.58	718.41	795.12	366.64	2,132.97	3,407.73	1,395.46	2,012.27
018-9091	PUBLIC SCHOOL SUPPORT	0.00	0.00	0.00	0.00	0.00	0.00	0.00	0.00
018-9093	PUBLIC SCHOOL SUPPORT	0.00	0.00	0.00	0.00	0.00	0.00	0.00	0.00
018-9100	High School Principal Fund	20,037.66	794.41	10,105.03	4,208.22	8,332.92	21,809.77	1,993.33	19,816.44
018-9101	PHYSICS TRIP	0.00	0.00	0.00	0.00	0.00	0.00	6,910.79	(6,910.79)
018-9102	PUBLIC SCHOOL SUPPORT	0.00	0.00	0.00	0.00	0.00	0.00	0.00	0.00
018-9103	PUBLIC SCHOOL SUPPORT	0.00	0.00	0.00	0.00	0.00	0.00	0.00	0.00
018-9104	IB Testing	600.00	0.00	0.00	600.00	600.00	0.00	0.00	0.00
018-9105	Transcript Process	41,334.10	1,483.61	9,943.99	257.29	1,924.33	49,353.76	0.00	49,353.76
018-9106	PUBLIC SCHOOL SUPPORT	0.00	0.00	0.00	0.00	0.00	0.00	0.00	0.00
018-9107	PUBLIC SCHOOL SUPPORT	0.00	0.00	0.00	0.00	0.00	0.00	0.00	0.00
018-9108	PUBLIC SCHOOL SUPPORT	0.00	0.00	0.00	0.00	0.00	0.00	0.00	0.00
018-9109	Health/Physical Education Fund	0.00	0.00	0.00	0.00	0.00	0.00	0.00	0.00
018-9110	HS AP Fund	130,611.77	90.00	1,725.00	1,441.47	3,687.71	128,649.06	1,339.61	127,309.45
018-9250	UAEF Computer Fund	0.00	0.00	0.00	0.00	0.00	0.00	0.00	0.00
018-9251	UAEF Fund	0.00	0.00	0.00	0.00	0.00	0.00	0.00	0.00
018-9252	Career Education Fund	0.00	0.00	15,578.40	0.00	0.00	15,578.40	0.00	15,578.40
018-9253	Lost Boys of Sudan Fund	0.00	0.00	0.00	0.00	0.00	0.00	0.00	0.00
018-9257	District Wide Building Acct.	0.00	0.00	0.00	0.00	0.00	0.00	0.00	0.00
018-9258	DCAPP Fund	0.00	0.00	0.00	0.00	0.00	0.00	0.00	0.00
018-9260	Golden Bear Award Fund	0.00	0.00	0.00	0.00	0.00	0.00	0.00	0.00

Upper Arlington City Schools Cash Summary Report

Full Account Code	Description	Initial Cash	MTD Received	FYTD Received	MTD Expended	FYTD Expended	Fund Balance	Encumbrance	Unencumbered Balance
018-9261	PUBLIC SCHOOL SUPPORT	\$ 0.00	\$ 0.00	\$ 0.00	\$ 0.00	\$ 0.00	\$ 0.00	\$ 0.00	\$ 0.00
018-9263	PUBLIC SCHOOL SUPPORT	0.00	0.00	0.00	0.00	0.00	0.00	0.00	0.00
018-9270	PUBLIC SCHOOL SUPPORT	0.00	0.00	0.00	0.00	0.00	0.00	0.00	0.00
018-9811	Hastings Bldg. Fundraising Acct.	0.00	0.00	0.00	0.00	0.00	0.00	0.00	0.00
		\$ 312,563.77	\$ 14,325.87	\$ 51,988.97	\$ 10,381.29	\$ 51,796.40	\$ 312,756.34	\$ 19,899.19	\$ 292,857.15
Fund:	019								
019-9000	Other Grants-District Wide	11,927.21	300.00	10,448.00	2,100.00	7,755.65	14,619.56	6,550.00	8,069.56
019-9001	DRA	521,887.46	0.00	20,247.94	1,245.20	126,234.27	415,901.13	592.00	415,309.13
019-9004	RESIDENT EDUCATION PILOT	0.00	0.00	0.00	0.00	0.00	0.00	0.00	0.00
019-9005	Greensview	0.00	0.00	1,920.00	659.29	659.29	1,260.71	1,241.67	19.04
019-9006	Cultural Links	6,864.61	0.00	0.00	0.00	0.00	6,864.61	0.00	6,864.61
019-9009	Golden Bear A-Z	0.00	0.00	0.00	0.00	0.00	0.00	0.00	0.00
019-9012	Barrington	0.00	0.00	3,494.19	235.19	3,476.80	17.39	0.00	17.39
019-9013	Technology Grants - UA Foundations	0.00	0.00	0.00	0.00	0.00	0.00	0.00	0.00
019-9021	ADAMH Grant	0.00	0.00	0.00	0.00	0.00	0.00	0.00	0.00
019-9050	Tremont UAEF Grants	0.00	1,635.73	2,435.73	0.00	0.00	2,435.73	0.00	2,435.73
019-9066	Wickliffe MH Local Grant	489.38	0.00	277.00	0.00	462.26	304.12	0.00	304.12
019-9067	Wickliffe-UZIT	0.00	0.00	0.00	0.00	0.00	0.00	0.00	0.00
019-9081	OTHER GRANT	0.00	0.00	0.00	0.00	0.00	0.00	0.00	0.00
019-9082	Boreman Science Fund	0.00	0.00	0.00	0.00	0.00	0.00	0.00	0.00
019-9083	Hastings Grants	0.00	0.00	5,685.00	0.00	5,405.10	279.90	0.00	279.90
019-9093	Borghi Digital Library Fund	11,011.97	0.00	0.00	0.00	0.00	11,011.97	0.00	11,011.97
019-9094	Jones Grant	0.00	(630.30)	13,000.00	0.00	13,000.00	0.00	0.00	0.00
019-9100	Conley Media Literacy Fund	2,206.44	0.00	0.00	0.00	110.00	2,096.44	0.00	2,096.44
019-9101	UAHS Athletic Complex	37,006.40	0.00	8,566.60	12,450.00	14,238.97	31,334.03	0.00	31,334.03
019-9102	IB/AP Scholarship Fund	0.00	0.00	0.00	0.00	0.00	0.00	0.00	0.00
019-9103	UA Rotary Foundation Fund	2,014.38	0.00	0.00	0.00	0.00	2,014.38	0.00	2,014.38
019-9104	HS CAPSTONE	0.00	0.00	0.00	0.00	0.00	0.00	0.00	0.00
019-9105	Auditorium - UAHS	107,302.92	15,255.20	15,255.20	0.00	9,945.50	112,612.62	1,368.00	111,244.62
019-9106	HS Technology Fund	0.00	0.00	0.00	0.00	0.00	0.00	0.00	0.00
019-9110	HIGH SCHOOL GRANT	0.00	(2,115.32)	10,132.56	3,049.03	6,525.50	3,607.06	1,779.94	1,827.12
019-9111	OTHER GRANT	0.00	0.00	0.00	0.00	0.00	0.00	0.00	0.00
019-9112	TEACHER LEADER LA/SS	0.00	0.00	0.00	0.00	0.00	0.00	0.00	0.00
019-9113	OHIO ACAD OF SCIENCE	0.00	0.00	0.00	0.00	0.00	0.00	0.00	0.00
019-9114	21st Century Fund	0.00	0.00	0.00	0.00	0.00	0.00	0.00	0.00
019-9115	UAHS Mirolo Foundation Grant	0.00	0.00	0.00	0.00	0.00	0.00	0.00	0.00
019-9116	Digital Conversion Protection Plan	90,605.87	1,376.00	141,805.00	0.00	3,516.32	228,894.55	0.00	228,894.55
019-9120	2003 Pass-through of reimbursements from DFM	0.00	0.00	0.00	0.00	0.00	0.00	0.00	0.00
019-9163	High School Peer Collaboration	0.00	0.00	0.00	0.00	0.00	0.00	0.00	0.00

Upper Arlington City Schools Cash Summary Report

Full Account Code	Description	Initial Cash	MTD Received	FYTD Received	MTD Expended	FYTD Expended	Fund Balance	Encumbrance	Unencumbered Balance
Program									
019-9164	HS Link Crew Freshman Mentoring Program	\$ 0.00	\$ 0.00	\$ 0.00	\$ 0.00	\$ 0.00	\$ 0.00	\$ 0.00	\$ 0.00
019-9165	Youth Service America Grant	0.00	0.00	0.00	0.00	0.00	0.00	0.00	0.00
019-9166	District Author Visits	0.00	0.00	0.00	0.00	0.00	0.00	0.00	0.00
019-9200	Grant/ Advertising - Arlington Bank PNC	13,283.01	0.00	0.00	7,000.00	7,000.00	6,283.01	0.00	6,283.01
019-9201	CPR Grant	0.00	0.00	0.00	0.00	0.00	0.00	0.00	0.00
019-9203	Pepsi/Other	37,536.32	22,500.00	22,500.00	0.00	0.00	60,036.32	0.00	60,036.32
019-9265	Literacy Connect Grant--Haas	0.00	0.00	0.00	0.00	0.00	0.00	0.00	0.00
019-9266	Safe Schools Grant-Univ of Cincinnati	0.00	0.00	0.00	0.00	0.00	0.00	0.00	0.00
019-9267	Fine Arts Ed Staff Dev Project-Grinders	0.00	0.00	0.00	0.00	0.00	0.00	0.00	0.00
019-9268	2003 CBI Service Learning Grant - Sabo	0.00	0.00	0.00	0.00	0.00	0.00	0.00	0.00
019-9519	Legacy Fundraising	0.00	0.00	0.00	0.00	0.00	0.00	0.00	0.00
019-9700	Windermere Grant account	0.00	0.00	1,914.96	0.00	390.75	1,524.21	1,000.00	524.21
019-9801	HASTINGS AMLE GRANT	3,776.18	0.00	0.00	0.00	0.00	3,776.18	0.00	3,776.18
019-9904	BECS-Library Fund	394.80	0.00	0.00	0.00	0.00	394.80	0.00	394.80
Fund: 020		\$ 846,306.95	\$ 38,321.31	\$ 257,682.18	\$ 26,738.71	\$ 198,720.41	\$ 905,268.72	\$ 12,531.61	\$ 892,737.11
020-9000	School Age Child Care Fund	437,663.97	81,608.00	296,944.19	74,898.17	335,503.57	399,104.59	41,392.18	357,712.41
020-9004	BECS Early Childhood Program Fund	922,243.98	222,499.08	1,268,244.05	211,303.61	1,081,551.61	1,108,936.42	41,403.72	1,067,532.70
020-9006	Summer Academy	35,118.42	0.00	0.00	0.00	0.00	35,118.42	0.00	35,118.42
020-9054	Personnel Fund - Background Checks	0.00	1,730.00	9,481.00	1,746.50	10,755.50	(1,274.50)	5,593.75	(6,868.25)
Fund: 022		\$ 1,395,026.37	\$ 305,837.08	\$ 1,574,669.24	\$ 287,948.28	\$ 1,427,810.68	\$ 1,541,884.93	\$ 88,389.65	\$ 1,453,495.28
022-0000	Agency Fund - UAEA	3,469.29	0.00	14,507.31	5,193.33	16,235.58	1,741.02	0.00	1,741.02
022-9181	UAHS Tournament Account	21,164.61	0.00	1,488.00	(60.67)	22,652.61	0.00	0.00	0.00
Fund: 024		\$ 24,633.90	\$ 0.00	\$ 15,995.31	\$ 5,132.66	\$ 38,888.19	\$ 1,741.02	\$ 0.00	\$ 1,741.02
024-9001	Self Insurance - Medical	9,951,675.89	1,045,097.89	6,221,747.92	1,176,020.15	6,344,881.92	9,828,541.89	864,602.76	8,963,939.13
024-9005	Workers Compensation - Self Insurance	662,494.22	8,249.56	44,723.69	9,645.65	72,099.02	635,118.89	33,775.54	601,343.35
Fund: 026		\$ \$ 1,053,347.45	\$ 6,266,471.61	\$ 1,185,665.80	\$ 6,416,980.94	\$ 10,463,660.78	\$ 898,378.30	\$ 9,565,282.48	10,614,170.11
026-0000	Employee Benefits Fund	560,640.11	104,837.70	628,900.96	105,361.91	690,768.38	498,772.69	328,597.91	170,174.78
026-9221	Employee SERS Benefit Fund	0.00	0.00	0.00	0.00	0.00	0.00	0.00	0.00
Fund: 027		\$ 560,640.11	\$ 104,837.70	\$ 628,900.96	\$ 105,361.91	\$ 690,768.38	\$ 498,772.69	\$ 328,597.91	\$ 170,174.78

Upper Arlington City Schools Cash Summary Report

Full Account Code	Description	Initial Cash	MTD Received	FYTD Received	MTD Expended	FYTD Expended	Fund Balance	Encumbrance	Unencumbered Balance
027-9017	Workers Comp (OCIP) - Self Insurance	\$ 337,773.53	\$ 0.00	\$ 0.00	\$ 2,309.15	\$ 22,688.44	\$ 315,085.09	\$ 79,771.43	\$ 235,313.66
		\$ 337,773.53	\$ 0.00	\$ 0.00	\$ 2,309.15	\$ 22,688.44	\$ 315,085.09	\$ 79,771.43	\$ 235,313.66
Fund:	035								
035-0000	Termination Benefits Fund	557,242.90	0.00	1,000,000.00	65,874.03	605,104.22	952,138.68	434,200.17	517,938.51
		\$ 557,242.90	\$ 0.00	\$ 1,000,000.00	\$ 65,874.03	\$ 605,104.22	\$ 952,138.68	\$ 434,200.17	\$ 517,938.51
Fund:	070								
070-9519	Legacy Capital Projects	5,740,244.25	232,356.77	1,012,508.53	1,147,757.15	5,389,628.03	1,363,124.75	1,290,808.16	72,316.59
		\$ 5,740,244.25	\$ 232,356.77	\$ 1,012,508.53	\$ 1,147,757.15	\$ 5,389,628.03	\$ 1,363,124.75	\$ 1,290,808.16	\$ 72,316.59
Fund:	200								
200-0000	Student Activity	0.00	0.00	0.00	0.00	0.00	0.00	0.00	0.00
200-9010	Barrington Student Council Fund	0.00	0.00	0.00	0.00	0.00	0.00	0.00	0.00
200-9100	High School Arlingtonian	3,336.05	1,817.27	4,785.67	2,500.00	7,500.00	621.72	13,254.60	(12,632.88)
200-9101	High School Service Club Fund	2,624.09	500.00	500.00	0.00	0.00	3,124.09	0.00	3,124.09
200-9102	High School Environmental Club Fund	1,660.54	0.00	0.00	0.00	233.52	1,427.02	0.00	1,427.02
200-9103	High School Norwester Fund	30,947.76	0.00	900.00	2,254.00	4,581.64	27,266.12	27.30	27,238.82
200-9104	High School Art Club	271.99	0.00	0.00	0.00	0.00	271.99	0.00	271.99
200-9105	High School Debate Fund	2,235.69	0.00	3,445.00	310.00	1,562.00	4,118.69	3,483.00	635.69
200-9106	High School Drama Club Fund	8,248.96	427.00	4,932.00	1,490.30	3,360.49	9,820.47	2,100.00	7,720.47
200-9107	High School In The Know Fund	9,769.61	0.00	0.00	62.00	62.00	9,707.61	0.00	9,707.61
200-9108	High School Spirit Club Fund	2,260.77	0.00	378.00	0.00	239.31	2,399.46	0.00	2,399.46
200-9109	UAHS Medical Club	597.33	0.00	0.00	0.00	0.00	597.33	0.00	597.33
200-9111	High School Student Council Fund	12,793.39	0.00	35,879.90	381.25	12,898.26	35,775.03	8,910.00	26,865.03
200-9113	High School FUT M CR Fund	0.00	0.00	0.00	0.00	0.00	0.00	0.00	0.00
200-9114	High School WARL TV Fund	52.00	0.00	0.00	0.00	0.00	52.00	143.33	(91.33)
200-9115	High School Science Club Fund	9,807.93	0.00	0.00	200.00	200.00	9,607.93	0.00	9,607.93
200-9116	High School Home Economics Fund	0.00	0.00	0.00	0.00	0.00	0.00	0.00	0.00
200-9117	High School Fencing Fund	889.03	300.00	510.00	0.00	0.00	1,399.03	0.00	1,399.03
200-9118	STUDENT MANAGED ACTIVITY	0.00	0.00	0.00	0.00	0.00	0.00	0.00	0.00
200-9119	High School Global Language Fund	4,737.31	0.00	0.00	0.00	0.00	4,737.31	0.00	4,737.31
200-9120	High School Math Club Fund	1,873.05	0.00	0.00	0.00	0.00	1,873.05	0.00	1,873.05
200-9123	High School Chess Club Fund	877.73	0.00	0.00	0.00	0.00	877.73	0.00	877.73
200-9125	High School Photo Club Fund	770.18	0.00	0.00	0.00	0.00	770.18	0.00	770.18
200-9127	High School Science Fair Activity Acct.	2,051.35	354.00	354.00	200.00	200.00	2,205.35	0.00	2,205.35
200-9128	High School JSA Club	931.66	0.00	0.00	0.00	0.00	931.66	0.00	931.66
200-9130	UA IDEA DAY	11,863.23	0.00	0.00	1,560.00	3,640.00	8,223.23	6,360.00	1,863.23
200-9156	HS Scotland Exchange Program	0.00	0.00	0.00	0.00	0.00	0.00	0.00	0.00
200-9157	High School Class of 2004 Fund	0.00	0.00	0.00	0.00	0.00	0.00	0.00	0.00

Upper Arlington City Schools

Cash Summary Report

Full Account Code	Description	Initial Cash	MTD Received	FYTD Received	MTD Expended	FYTD Expended	Fund Balance	Encumbrance	Unencumbered Balance
200-9158	High School Human Rights Fund	\$ 0.00	\$ 0.00	\$ 0.00	\$ 0.00	\$ 0.00	\$ 0.00	\$ 0.00	\$ 0.00
200-9159	High School Career Dev Student Advisory	0.00	0.00	0.00	0.00	0.00	0.00	0.00	0.00
200-9160	High School Class of 2026	0.00	4,503.23	4,635.23	0.00	0.00	4,635.23	475.49	4,159.74
200-9161	High School Class of 2019	0.00	0.00	0.00	0.00	0.00	0.00	0.00	0.00
200-9162	High School Talent Show	0.00	0.00	0.00	0.00	0.00	0.00	0.00	0.00
200-9163	High School Class of 2006 Fund	0.00	0.00	0.00	0.00	0.00	0.00	0.00	0.00
200-9165	High School Class of 2025	365.64	0.00	0.00	0.00	0.00	365.64	2,331.00	(1,965.36)
200-9166	High School German Club	1,154.09	0.00	0.00	0.00	0.00	1,154.09	0.00	1,154.09
200-9167	High School French Club	111.29	0.00	0.00	0.00	0.00	111.29	0.00	111.29
200-9168	High School Film Club	0.00	0.00	0.00	0.00	0.00	0.00	0.00	0.00
200-9169	High School Spanish Club	599.78	0.00	775.00	0.00	439.50	935.28	0.00	935.28
200-9170	High School Class of 2020	0.00	0.00	0.00	0.00	0.00	0.00	0.00	0.00
200-9171	Character Enrichment Team	0.00	0.00	0.00	0.00	0.00	0.00	0.00	0.00
200-9172	High School Class of 2021	4,620.46	0.00	0.00	0.00	0.00	4,620.46	0.00	4,620.46
200-9173	High School Clay Club	0.00	0.00	0.00	0.00	0.00	0.00	0.00	0.00
200-9174	High School Class of 2024	7,095.19	0.00	7,323.75	0.00	2,248.53	12,170.41	11,531.04	639.37
200-9175	Wood Club	0.00	0.00	0.00	0.00	0.00	0.00	0.00	0.00
200-9176	High School Class of 2023	24,470.55	0.00	8,370.00	3,274.51	4,940.38	27,900.17	328.82	27,571.35
200-9177	HS Alliance of Students Against Poverty	0.00	0.00	0.00	0.00	0.00	0.00	0.00	0.00
200-9178	High School-Class of 2022	10,294.47	0.00	0.00	0.00	1,000.40	9,294.07	0.00	9,294.07
200-9179	High Engineering Club	2,555.58	0.00	0.00	(16.95)	1,172.44	1,383.14	225.00	1,158.14
200-9180	Class of 2021 - Senior Celebration	0.00	0.00	0.00	0.00	0.00	0.00	0.00	0.00
200-9181	Class of 2022 - Senior Celebration	5,294.59	0.00	0.00	0.00	634.48	4,660.11	0.00	4,660.11
200-9182	High School First Robotics	25,393.95	0.00	(250.00)	191.10	3,509.82	21,634.13	1,937.02	19,697.11
200-9183	Class of 2020 - Senior Celebration	0.00	0.00	0.00	0.00	0.00	0.00	0.00	0.00
200-9184	Class of 2024 Senior Celebration	3,300.00	0.00	0.00	0.00	0.00	3,300.00	0.00	3,300.00
200-9185	Class of 2025 Senior Celebration	3,300.00	0.00	0.00	0.00	0.00	3,300.00	0.00	3,300.00
200-9199	High School Scholarship Fund	6,017.07	0.00	0.00	0.00	0.00	6,017.07	0.00	6,017.07
200-9250	Habitat for Humanity Fund	0.00	0.00	0.00	0.00	0.00	0.00	0.00	0.00
200-9800	Hastings Pep Club Fund	0.00	0.00	0.00	0.00	0.00	0.00	0.00	0.00
200-9801	Hastings Photo Club Fund	0.00	0.00	0.00	0.00	0.00	0.00	0.00	0.00
200-9802	Hastings Drama Club Fund	28,390.79	185.00	5,728.00	1,950.82	7,426.69	26,692.10	3,504.75	23,187.35
200-9803	Hastings Science Club Fund	0.00	0.00	0.00	0.00	0.00	0.00	0.00	0.00
200-9804	Hastings Yearbook Fund	1,944.62	0.00	0.00	932.00	932.00	1,012.62	0.00	1,012.62
200-9805	Hastings International Club Fund	0.00	0.00	0.00	0.00	0.00	0.00	0.00	0.00
200-9806	Hastings French Club Fund	333.26	0.00	0.00	0.00	0.00	333.26	0.00	333.26
200-9807	Hastings German Club Fund	576.96	0.00	0.00	0.00	0.00	576.96	0.00	576.96
200-9808	Hastings Spanish Club Fund	134.14	0.00	0.00	0.00	0.00	134.14	0.00	134.14

Upper Arlington City Schools Cash Summary Report

Full Account Code	Description	Initial Cash	MTD Received	FYTD Received	MTD Expended	FYTD Expended	Fund Balance	Encumbrance	Unencumbered Balance
200-9809	Hastings Life Skills Fund	\$ 1,812.74	\$ 0.00	\$ 0.00	\$ 334.31	\$ 407.11	\$ 1,405.63	\$ 416.59	\$ 989.04
200-9810	Hastings Student Council Fund	0.00	0.00	0.00	0.00	0.00	0.00	0.00	0.00
200-9811	Hastings Chess Club Fund	0.00	0.00	0.00	0.00	0.00	0.00	0.00	0.00
200-9812	Hastings Fish Club Fund	0.00	0.00	0.00	0.00	0.00	0.00	0.00	0.00
200-9814	Hastings MS Literary Magazine	867.91	0.00	0.00	0.00	0.00	867.91	0.00	867.91
200-9815	Hastings MS Robotics Club	1,682.06	0.00	0.00	0.00	0.00	1,682.06	0.00	1,682.06
200-9816	Hastings Best Buddies	363.00	0.00	0.00	0.00	0.00	363.00	0.00	363.00
200-9820	PAWS-Hastings Pillars Alive Within Schools	0.00	0.00	0.00	0.00	0.00	0.00	0.00	0.00
200-9823	Hastings Class of 2029	0.00	50.00	5,175.00	0.00	688.26	4,486.74	0.00	4,486.74
200-9825	Hastings Service Club Fund	72.34	0.00	0.00	0.00	0.00	72.34	0.00	72.34
200-9826	Hastings Class of 2027	2,626.11	75.00	4,525.00	1,050.00	1,965.36	5,185.75	4,213.40	972.35
200-9827	Hastings Class of 2024	0.00	0.00	0.00	0.00	0.00	0.00	0.00	0.00
200-9828	Hastings Class of 2025	0.00	0.00	0.00	0.00	0.00	0.00	0.00	0.00
200-9829	HASTINGS CLASS 2028	2,584.90	125.00	4,600.00	0.00	1,711.60	5,473.30	0.00	5,473.30
200-9830	Hastings Class of 2026	1,530.52	0.00	0.00	1,530.52	1,530.52	0.00	0.00	0.00
200-9901	Jones Fall Production Fund	36,508.54	902.18	22,572.38	9,055.44	17,683.88	41,397.04	1,353.34	40,043.70
200-9902	Jones Drama Club	0.00	0.00	0.00	0.00	0.00	0.00	0.00	0.00
200-9904	Jones Student Council Fund	1,022.26	0.00	0.00	0.00	0.00	1,022.26	0.00	1,022.26
200-9905	Jones Yearbook Fund	48,257.03	0.00	520.00	0.00	0.00	48,777.03	0.00	48,777.03
200-9907	Jones Robotic Club	0.00	0.00	0.00	0.00	0.00	0.00	0.00	0.00
200-9908	Jones Class of 2006 Fund	0.00	0.00	0.00	0.00	0.00	0.00	0.00	0.00
200-9911	Jones German Club	205.00	0.00	0.00	0.00	0.00	205.00	0.00	205.00
200-9912	Jones Service Club	0.00	0.00	0.00	0.00	0.00	0.00	0.00	0.00
200-9921	Jones Class of 2028	2,566.03	125.00	5,250.00	0.00	0.00	7,816.03	0.00	7,816.03
200-9922	Jones Class of 2027	690.37	50.00	4,475.00	0.00	0.00	5,165.37	0.00	5,165.37
200-9923	Jones Auditorium	0.00	0.00	0.00	0.00	0.00	0.00	0.00	0.00
200-9924	Jones Class of 2023	0.00	0.00	0.00	0.00	0.00	0.00	0.00	0.00
200-9925	Jones Class of 2029	0.00	75.00	4,450.00	0.00	0.00	4,450.00	0.00	4,450.00
200-9926	Jones Class of 2025	0.00	0.00	0.00	0.00	0.00	0.00	0.00	0.00
200-9927	Jones Class of 2026	2,972.71	0.00	0.00	2,972.71	2,972.71	0.00	0.00	0.00
200-9928	Jones Class of 2024	0.00	0.00	0.00	0.00	0.00	0.00	0.00	0.00
		\$ 338,313.60	\$ 9,488.68	\$ 129,833.93	\$ 30,232.01	\$ 83,740.90	\$ 384,406.63	\$ 60,594.68	\$ 323,811.95
Fund:	300								
300-0000	Student Activity	0.00	0.00	0.00	0.00	0.00	0.00	0.00	0.00
300-9001	Booster/PTO Supplementals	0.00	15,231.28	148,735.93	8,438.63	123,574.79	25,161.14	0.00	25,161.14
300-9010	Barrington School Library Fund	3,656.60	16.00	16.00	0.00	0.00	3,672.60	0.00	3,672.60
300-9040	GREENSVIEW STUDENT ACTIVITY	0.00	0.00	0.00	0.00	0.00	0.00	0.00	0.00
300-9050	Tremont Library Fund	2,280.66	0.00	0.00	0.00	359.75	1,920.91	0.00	1,920.91
300-9060	Wickliffe Library Fund	4,125.84	0.00	2,402.50	497.18	1,973.75	4,554.59	482.74	4,071.85
300-9070	Windermere Library Fund	2,442.12	0.00	11,035.20	0.00	10,560.27	2,917.05	0.00	2,917.05

Upper Arlington City Schools

Cash Summary Report

Full Account Code	Description	Initial Cash	MTD Received	FYTD Received	MTD Expended	FYTD Expended	Fund Balance	Encumbrance	Unencumbered Balance
300-9125	HS Economics Class Club	\$ 0.00	\$ 0.00	\$ 0.00	\$ 0.00	\$ 0.00	\$ 0.00	\$ 0.00	\$ 0.00
300-9126	High School National Art Honor Society	2,781.24	0.00	0.00	0.00	0.00	2,781.24	0.00	2,781.24
300-9127	High School National Honor Society Fund	0.00	0.00	0.00	0.00	0.00	0.00	0.00	0.00
300-9128	High School - Community High School Fund	8,010.41	0.00	0.00	0.00	0.00	8,010.41	0.00	8,010.41
300-9129	High School Science National Honor Society	250.30	0.00	0.00	0.00	0.00	250.30	0.00	250.30
300-9130	Rise Cafe - Highschool	17,627.82	4,189.32	27,954.99	4,189.04	20,069.13	25,513.68	7,030.62	18,483.06
300-9131	High School Special Olympics Fund	0.00	0.00	0.00	0.00	0.00	0.00	0.00	0.00
300-9132	High School Drug Free Fund	0.00	0.00	0.00	0.00	0.00	0.00	0.00	0.00
300-9133	High School Learning Center Fund	4,131.42	0.00	159.77	0.00	185.00	4,106.19	0.00	4,106.19
300-9134	High School Honor Flight Club	0.00	0.00	0.00	0.00	0.00	0.00	0.00	0.00
300-9135	High School VICA Fund	0.00	0.00	0.00	0.00	0.00	0.00	0.00	0.00
300-9136	High School - IB Program	0.00	0.00	0.00	0.00	0.00	0.00	0.00	0.00
300-9137	High School Bear Paws Fund	3,818.82	0.00	0.00	0.00	0.00	3,818.82	400.00	3,418.82
300-9138	High School OWA Fund	0.00	0.00	0.00	0.00	0.00	0.00	0.00	0.00
300-9139	High School Teen Institute	0.00	0.00	0.00	0.00	0.00	0.00	0.00	0.00
300-9140	High School Literary Magazine Fund	348.31	0.00	0.00	0.00	0.00	348.31	0.00	348.31
300-9141	High School Store Fund	197,050.94	7,868.63	67,806.99	7,134.84	60,216.23	204,641.70	20,491.17	184,150.53
300-9142	High School Ice Hockey Fund	0.00	0.00	0.00	0.00	0.00	0.00	0.00	0.00
300-9143	High School Band Fund	6,411.94	100.00	4,450.00	0.00	59.98	10,801.96	0.00	10,801.96
300-9144	High School Orchestra Fund	2,584.79	385.78	8,346.08	2,132.09	4,939.43	5,991.44	1,166.03	4,825.41
300-9145	High School Athletic Fund	165,241.17	18,252.00	252,534.11	21,789.09	152,586.42	265,188.86	74,058.14	191,130.72
300-9146	High School Trainer Fund	0.00	0.00	0.00	0.00	0.00	0.00	0.00	0.00
300-9147	High School Crew Club Fund	0.00	0.00	0.00	0.00	0.00	0.00	0.00	0.00
300-9148	HIGH SCHOOL PRINT SHOP	2,409.56	0.00	616.00	0.00	0.00	3,025.56	0.00	3,025.56
300-9149	High School Boys Volleyball Fund	0.00	0.00	0.00	0.00	0.00	0.00	0.00	0.00
300-9150	High School Lacrosse Fund	0.00	0.00	0.00	0.00	0.00	0.00	0.00	0.00
300-9151	High School Outdoor Fund	0.00	0.00	0.00	0.00	0.00	0.00	0.00	0.00
300-9152	High School Student Account Fund	9,599.99	3,231.66	5,326.66	1,771.00	3,221.00	11,705.65	0.00	11,705.65
300-9153	High School HSKL Memorial Fund	0.00	0.00	0.00	0.00	0.00	0.00	0.00	0.00
300-9154	High School Vocal Music	5,742.59	0.00	1,900.00	0.00	0.00	7,642.59	0.00	7,642.59
300-9155	High School Testing	0.00	0.00	0.00	0.00	0.00	0.00	0.00	0.00
300-9156	High School College Fair Fund	0.00	0.00	0.00	0.00	0.00	0.00	0.00	0.00
300-9157	High School Quill and Scroll Fund	0.00	0.00	0.00	0.00	0.00	0.00	0.00	0.00
300-9158	Girl Basketball Camp	4,006.34	0.00	11,638.00	0.00	14,143.78	1,500.56	0.00	1,500.56

Upper Arlington City Schools

Cash Summary Report

Full Account Code	Description	Initial Cash	MTD Received	FYTD Received	MTD Expended	FYTD Expended	Fund Balance	Encumbrance	Unencumbered Balance
300-9159	Wrestling Camp	\$ 1,211.71	\$ 0.00	\$ 2,193.05	\$ 0.00	\$ 1,317.80	\$ 2,086.96	\$ 0.00	\$ 2,086.96
300-9160	Girls Volleyball Camp	11,692.39	0.00	(50.00)	(5,251.00)	7,367.47	4,274.92	0.00	4,274.92
300-9161	Tennis Camp	5,650.00	0.00	0.00	0.00	3,420.00	2,230.00	0.00	2,230.00
300-9162	Baseball Camp	9,450.00	0.00	300.00	0.00	6,815.20	2,934.80	1,146.95	1,787.85
300-9165	High School Model United Nations	0.00	0.00	0.00	0.00	0.00	0.00	0.00	0.00
300-9166	ESL	779.45	0.00	0.00	0.00	0.00	779.45	0.00	779.45
300-9167	High School Interact Club	0.00	0.00	0.00	0.00	0.00	0.00	0.00	0.00
300-9168	High School R&D Lab	11,608.99	10,425.00	10,425.00	(1,820.00)	832.91	21,201.08	10,925.00	10,276.08
300-9169	High School Ambassadors of Change	246.90	0.00	0.00	0.00	0.00	246.90	0.00	246.90
300-9172	American Foreign Policy Club	0.00	0.00	0.00	0.00	0.00	0.00	0.00	0.00
300-9173	High School Investment Club	0.00	0.00	0.00	0.00	0.00	0.00	0.00	0.00
300-9174	UAHS Darfur Service Club	0.00	0.00	0.00	0.00	0.00	0.00	0.00	0.00
300-9175	HS Academic Bowl	0.00	0.00	0.00	0.00	0.00	0.00	0.00	0.00
300-9181	UAHS Tournament Account	0.00	0.00	14,752.50	143.11	11,025.36	3,727.14	0.00	3,727.14
300-9210	Barrington Field Trip	41,498.18	0.00	1,036.96	1,825.52	8,098.04	34,437.10	5,065.32	29,371.78
300-9240	Greensview Field Trip	6,627.76	0.00	8,600.00	0.00	536.64	14,691.12	2,729.00	11,962.12
300-9250	Tremont Field Trip	0.00	0.00	0.00	0.00	630.30	(630.30)	3,363.64	(3,993.94)
300-9260	Wickliffe Field Trip	205.35	0.00	9,794.65	482.64	2,879.00	7,121.00	147.66	6,973.34
300-9261	Wickliffe Field Trip Admissions	0.00	0.00	10,500.00	300.00	2,011.00	8,489.00	1,764.00	6,725.00
300-9270	Windermere Field Trip	909.27	0.00	0.00	0.00	233.52	675.75	2,373.44	(1,697.69)
300-9805	Hastings Garden Fund	1,106.89	0.00	0.00	0.00	0.00	1,106.89	150.00	956.89
300-9811	Hastings 6th Grade Class	0.00	0.00	0.00	0.00	0.00	0.00	0.00	0.00
300-9812	Hastings MH Class Activities	0.00	0.00	0.00	0.00	0.00	0.00	0.00	0.00
300-9813	Hastings Girls Lacrosse Fund	0.00	0.00	0.00	0.00	0.00	0.00	0.00	0.00
300-9814	Hastings Boys Lacrosse Fund	0.00	0.00	0.00	0.00	0.00	0.00	0.00	0.00
300-9815	Hastings Athletic Fund	11,721.01	4,610.00	36,015.00	1,440.19	18,130.52	29,605.49	25,345.58	4,259.91
300-9816	Hastings/Jones DC Class Trip	0.00	0.00	28,571.50	1,000.00	10,794.03	17,777.47	0.00	17,777.47
300-9817	Hastings BEARS	966.59	0.00	0.00	0.00	0.00	966.59	0.00	966.59
300-9819	Hastings Youth to Youth Fund	0.00	0.00	0.00	0.00	0.00	0.00	0.00	0.00
300-9820	Hastings Media Center Fund	102.15	0.00	0.00	0.00	0.00	102.15	0.00	102.15
300-9821	Hastings Band Fund	10,344.94	0.00	0.00	357.76	1,223.03	9,121.91	400.00	8,721.91
300-9822	Hastings Ski Club Fund	33,672.25	11,500.00	34,750.00	1,750.00	1,902.21	66,520.04	29,880.00	36,640.04
300-9823	Hastings Orchestra Fund	12,670.20	17.98	4,954.92	500.00	8,164.51	9,460.61	14.38	9,446.23
300-9824	Hastings Vocal Music Fund	4,557.75	0.00	1,992.33	175.00	2,087.68	4,462.40	387.72	4,074.68
300-9826	Hastings 6th Grade Camp	11,183.74	0.00	36,890.00	2,300.00	36,158.71	11,915.03	0.00	11,915.03
300-9827	HASTINGS 7TH GRADE TRIP	0.00	0.00	0.00	1,000.00	1,000.00	(1,000.00)	0.00	(1,000.00)
300-9828	Hastings 6th Grade Mentor Program	2,394.00	0.00	11.00	0.00	0.00	2,405.00	0.00	2,405.00
300-9909	Jones Vocal Music Fund	6,335.13	0.00	0.00	0.00	285.95	6,049.18	0.00	6,049.18
300-9910	Jones Band Fund	12,955.54	0.00	0.00	178.88	178.88	12,776.66	136.00	12,640.66

Upper Arlington City Schools Cash Summary Report

Full Account Code	Description	Initial Cash	MTD Received	FYTD Received	MTD Expended	FYTD Expended	Fund Balance	Encumbrance	Unencumbered Balance
300-9911	Jones Athletic Fund	\$ 1,343.14	\$ 4,570.00	\$ 48,185.00	\$ 1,326.16	\$ 18,820.02	\$ 30,708.12	\$ 27,245.77	\$ 3,462.35
300-9912	Jones Girls Lacrosse Fund	0.00	0.00	0.00	0.00	0.00	0.00	0.00	0.00
300-9913	Jones Ski Club Fund	60,199.08	47,750.00	47,750.00	1,750.00	1,750.00	106,199.08	40,065.00	66,134.08
300-9914	Jones Boys Lacrosse Fund	0.00	0.00	0.00	0.00	0.00	0.00	0.00	0.00
300-9915	Jones Lit Club Fund	0.00	0.00	0.00	0.00	0.00	0.00	0.00	0.00
300-9916	Jones Media Center Fund	3,465.67	14.00	185.00	0.00	137.19	3,513.48	81.99	3,431.49
300-9917	Jones Youth to Youth Fund	0.00	0.00	0.00	0.00	0.00	0.00	0.00	0.00
300-9918	Jones Orchestra	3,411.45	100.94	4,136.99	0.00	2,454.76	5,093.68	500.00	4,593.68
300-9919	Upper Arlington Taekwondo Club	1,033.47	0.00	0.00	0.00	0.00	1,033.47	0.00	1,033.47
300-9920	Jones 7th Grade Service Club	3,547.67	0.00	0.00	0.00	3,547.67	0.00	0.00	0.00
300-9921	JONES MENTOR PROGRAM FUND	3,468.49	0.00	494.00	0.00	2,113.60	1,848.89	185.00	1,663.89
300-9923	Jones - ROX	2,069.00	0.00	0.00	0.00	0.00	2,069.00	0.00	2,069.00
300-9926	Jones 6th Grade Camp	5,487.04	0.00	32,075.00	2,000.00	31,712.04	5,850.00	159.94	5,690.06
300-9927	Jones 7th Grade Camp Club	8,121.55	0.00	0.00	1,000.00	1,000.00	7,121.55	0.00	7,121.55
300-9928	Jones Track and Field Fund	7,552.69	0.00	0.00	0.00	0.00	7,552.69	0.00	7,552.69
		\$ 740,110.30	\$ 128,262.59	\$ 876,485.13	\$ 56,410.13	\$ 578,517.57	\$ 1,038,077.86	\$ 255,695.09	\$ 782,382.77
Fund:	401								
401-9004	2004 St. Agatha Auxiliary Services	0.00	0.00	0.00	0.00	0.00	0.00	0.00	0.00
401-9005	2005 St. Agatha Auxiliary Services	0.00	0.00	0.00	0.00	0.00	0.00	0.00	0.00
401-9006	2006 St. Agatha Auxiliary	0.00	0.00	0.00	0.00	0.00	0.00	0.00	0.00
401-9007	2007 Aux.Serv.St.Agatha	0.00	0.00	0.00	0.00	0.00	0.00	0.00	0.00
401-9008	2008 ST.AGATHA AUX.SERVICE	0.00	0.00	0.00	0.00	0.00	0.00	0.00	0.00
401-9009	ST.AGATHA AUX. SERV. - FY09	0.00	0.00	0.00	0.00	0.00	0.00	0.00	0.00
401-9010	St Agatha Auxiliary Svc - FY10	0.00	0.00	0.00	0.00	0.00	0.00	0.00	0.00
401-9011	FY11 St Agatha Auxiliary Svc	0.00	0.00	0.00	0.00	0.00	0.00	0.00	0.00
401-9012	FY12 St Agatha Auxiliary Svc	0.00	0.00	0.00	0.00	0.00	0.00	0.00	0.00
401-9013	FY13 St Agatha Auxiliary Svc	0.00	0.00	0.00	0.00	0.00	0.00	0.00	0.00
401-9014	FY14 St Agatha Auxiliary Svc	0.00	0.00	0.00	0.00	0.00	0.00	0.00	0.00
401-9015	FY15 St Agatha Auxiliary Svc	0.00	0.00	0.00	0.00	0.00	0.00	0.00	0.00
401-9016	FY16 St. Agatha Aux.Svcs.	0.00	0.00	0.00	0.00	0.00	0.00	0.00	0.00
401-9017	FY17 St. Agatha Aux.Svcs.	0.00	0.00	0.00	0.00	0.00	0.00	0.00	0.00
401-9018	FY18 St. Agatha Aux. Svcs	0.00	0.00	0.00	0.00	0.00	0.00	0.00	0.00
401-9019	FY19 St Agatha Auxiliary Services	0.00	0.00	0.00	0.00	0.00	0.00	0.00	0.00
401-9020	FY20 St Agatha Auxiliary Services	0.00	0.00	0.00	0.00	0.00	0.00	0.00	0.00
401-9021	FY21 St Agatha Auxiliary Services	0.00	0.00	0.00	0.00	0.00	0.00	0.00	0.00
401-9022	AUXILIARY SERVICES	57,838.38	216.29	87,079.68	0.00	19,796.04	125,122.02	365.39	124,756.63
401-9103	AUXILIARY SERVICES	0.00	0.00	0.00	0.00	0.00	0.00	0.00	0.00

Upper Arlington City Schools Cash Summary Report

Full Account Code	Description	Initial Cash	MTD Received	FYTD Received	MTD Expended	FYTD Expended	Fund Balance	Encumbrance	Unencumbered Balance
401-9104	AUXILIARY SERVICES	\$ 0.00	\$ 0.00	\$ 0.00	\$ 0.00	\$ 0.00	\$ 0.00	\$ 0.00	\$ 0.00
401-9105	2005 St. Andrew Auxiliary Services	0.00	0.00	0.00	0.00	0.00	0.00	0.00	0.00
401-9106	2006 St. Andrew Auxiliary Svcs.	0.00	0.00	0.00	0.00	0.00	0.00	0.00	0.00
401-9107	2007 Aux.Serv. St. Andrew	0.00	0.00	0.00	0.00	0.00	0.00	0.00	0.00
401-9108	2008 ST.ANDREW AUX.SERVICE	0.00	0.00	0.00	0.00	0.00	0.00	0.00	0.00
401-9109	ST. ANDREW AUX SERV. - FY09	0.00	0.00	0.00	0.00	0.00	0.00	0.00	0.00
401-9110	St Andrew Auxiliary Svc - FY10	0.00	0.00	0.00	0.00	0.00	0.00	0.00	0.00
401-9111	FY11 St Andrew Auxiliary Svc	0.00	0.00	0.00	0.00	0.00	0.00	0.00	0.00
401-9112	FY12 St Andrew Auxiliary Svc	0.00	0.00	0.00	0.00	0.00	0.00	0.00	0.00
401-9113	FY13 St Andrew Auxiliary Svc	0.00	0.00	0.00	0.00	0.00	0.00	0.00	0.00
401-9114	FY14 St Andrew Auxiliary Svc	0.00	0.00	0.00	0.00	0.00	0.00	0.00	0.00
401-9115	FY15 St Andrew Auxiliary Svc	0.00	0.00	0.00	0.00	0.00	0.00	0.00	0.00
401-9116	FY16 St Andrew Auxiliary Svc	0.00	0.00	0.00	0.00	0.00	0.00	0.00	0.00
401-9117	FY17 St Andrew Auxiliary Svc	0.00	0.00	0.00	0.00	0.00	0.00	0.00	0.00
401-9118	FY18 St. Andrews Aux. Svcs.	0.00	0.00	0.00	0.00	0.00	0.00	0.00	0.00
401-9119	FY19 St Andrew Auxiliary Services	0.00	0.00	0.00	0.00	0.00	0.00	0.00	0.00
401-9120	FY20 St Andrew Auxiliary Services	0.00	0.00	0.00	0.00	0.00	0.00	0.00	0.00
401-9121	FY21 St Andrew Auxiliary Services	0.00	0.00	0.00	0.00	0.00	0.00	0.00	0.00
401-9122	AUXILIARY SERVICES	173,629.46	561.91	197,402.50	3,683.59	45,965.94	325,066.02	63,091.12	261,974.90
401-9205	2005 Sunshine Nursery Auxiliary Services	0.00	0.00	0.00	0.00	0.00	0.00	0.00	0.00
401-9206	2006 Sunshine Academy Auxiliary Service	0.00	0.00	0.00	0.00	0.00	0.00	0.00	0.00
401-9207	2007 Aux.Serv.Sunshine Nursery	0.00	0.00	0.00	0.00	0.00	0.00	0.00	0.00
401-9208	2008 SUNSHINE NURSERY AUX. SERVICE	0.00	0.00	0.00	0.00	0.00	0.00	0.00	0.00
401-9209	SUNSHINE ACADEMY AUX. SERV. -FY09	0.00	0.00	0.00	0.00	0.00	0.00	0.00	0.00
401-9305	2005 Wellington Auxiliary Services	0.00	0.00	0.00	0.00	0.00	0.00	0.00	0.00
401-9306	2006 Wellington Auxiliary Services	0.00	0.00	0.00	0.00	0.00	0.00	0.00	0.00
401-9307	2007 Aux. Serv. Wellington	0.00	0.00	0.00	0.00	0.00	0.00	0.00	0.00
401-9308	2008 WELLINGTON AUX.SERVICE	0.00	0.00	0.00	0.00	0.00	0.00	0.00	0.00
401-9309	WELLINGTON AUX.SERV. - FY09	0.00	0.00	0.00	0.00	0.00	0.00	0.00	0.00
401-9310	Wellington Auxiliary Svc - FY10	0.00	0.00	0.00	0.00	0.00	0.00	0.00	0.00
401-9311	FY11 Wellington Auxiliary Svc	0.00	0.00	0.00	0.00	0.00	0.00	0.00	0.00
401-9312	FY12 Wellington Auxiliary Svc	0.00	0.00	0.00	0.00	0.00	0.00	0.00	0.00

Upper Arlington City Schools Cash Summary Report

Full Account Code	Description	Initial Cash	MTD Received	FYTD Received	MTD Expended	FYTD Expended	Fund Balance	Encumbrance	Unencumbered Balance
401-9313	FY13 Wellington Auxiliary Svc	\$ 0.00	\$ 0.00	\$ 0.00	\$ 0.00	\$ 0.00	\$ 0.00	\$ 0.00	\$ 0.00
401-9314	FY14 Wellington Auxiliary Svc	0.00	0.00	0.00	0.00	0.00	0.00	0.00	0.00
401-9315	FY15 Wellington Auxiliary Svc	0.00	0.00	0.00	0.00	0.00	0.00	0.00	0.00
401-9316	FY16 Wellington Auxiliary Svc	0.00	0.00	0.00	0.00	0.00	0.00	0.00	0.00
401-9317	FY17 Wellington Auxiliary Svc	0.00	0.00	0.00	0.00	0.00	0.00	0.00	0.00
401-9318	FY18 Wellington Aux. Svcs.	0.00	0.00	0.00	0.00	0.00	0.00	0.00	0.00
		\$ 231,467.84	\$ 778.20	\$ 284,482.18	\$ 3,683.59	\$ 65,761.98	\$ 450,188.04	\$ 63,456.51	\$ 386,731.53
Fund:	432								
432-9000	EMIS Fund	0.00	0.00	0.00	0.00	0.00	0.00	0.00	0.00
		\$ 0.00	\$ 0.00	\$ 0.00	\$ 0.00	\$ 0.00	\$ 0.00	\$ 0.00	\$ 0.00
Fund:	440								
440-9006	2006 Entry Year Grant	0.00	0.00	0.00	0.00	0.00	0.00	0.00	0.00
440-9008	FY08 Entry Year Grant	0.00	0.00	0.00	0.00	0.00	0.00	0.00	0.00
440-9009	FY09 Entry Year Grant	0.00	0.00	0.00	0.00	0.00	0.00	0.00	0.00
		\$ 0.00	\$ 0.00	\$ 0.00	\$ 0.00	\$ 0.00	\$ 0.00	\$ 0.00	\$ 0.00
Fund:	451								
451-9006	2006 OneNet Network Subsidy	0.00	0.00	0.00	0.00	0.00	0.00	0.00	0.00
451-9007	FY07 OneNet Subsidy	0.00	0.00	0.00	0.00	0.00	0.00	0.00	0.00
451-9008	OneNet Subsidy FY08	0.00	0.00	0.00	0.00	0.00	0.00	0.00	0.00
451-9009	OHIO K-12 NETWORK GRANT	0.00	0.00	0.00	0.00	0.00	0.00	0.00	0.00
451-9010	OHIO K-12 NETWORK GRANT	0.00	0.00	0.00	0.00	0.00	0.00	0.00	0.00
451-9011	OHIO K-12 NETWORK GRANT	0.00	0.00	0.00	0.00	0.00	0.00	0.00	0.00
451-9012	FY12 OHIO K-12 NETWORK GRANT	0.00	0.00	0.00	0.00	0.00	0.00	0.00	0.00
451-9015	FY15 OHIO K-12 NETWORK GRANT	0.00	0.00	0.00	0.00	0.00	0.00	0.00	0.00
451-9016	FY16 OHIO K-12 NETWORK GRANT	0.00	0.00	0.00	0.00	0.00	0.00	0.00	0.00
451-9017	FY17 OH K-12 Network	0.00	0.00	0.00	0.00	0.00	0.00	0.00	0.00
451-9018	FY18 Ohio K-12 Network Grant	0.00	0.00	0.00	0.00	0.00	0.00	0.00	0.00
451-9019	FY19 Ohio K-12 Network	0.00	0.00	0.00	0.00	0.00	0.00	0.00	0.00
		\$ 0.00	\$ 0.00	\$ 0.00	\$ 0.00	\$ 0.00	\$ 0.00	\$ 0.00	\$ 0.00
Fund:	452								
452-9008	eTech PD Grant FY08	0.00	0.00	0.00	0.00	0.00	0.00	0.00	0.00
452-9009	ETech PD Grant - FY09	0.00	0.00	0.00	0.00	0.00	0.00	0.00	0.00
		\$ 0.00	\$ 0.00	\$ 0.00	\$ 0.00	\$ 0.00	\$ 0.00	\$ 0.00	\$ 0.00
Fund:	459								
459-9006	Ohio Reads Grant 2006	0.00	0.00	0.00	0.00	0.00	0.00	0.00	0.00
459-9007	2006-07 Literacy Imp. Ohio Reads Grant	0.00	0.00	0.00	0.00	0.00	0.00	0.00	0.00
		\$ 0.00	\$ 0.00	\$ 0.00	\$ 0.00	\$ 0.00	\$ 0.00	\$ 0.00	\$ 0.00
Fund:	461								

Upper Arlington City Schools Cash Summary Report

Full Account Code	Description	Initial Cash	MTD Received	FYTD Received	MTD Expended	FYTD Expended	Fund Balance	Encumbrance	Unencumbered Balance
461-9003	2003 Career Development	\$ 0.00	\$ 0.00	\$ 0.00	\$ 0.00	\$ 0.00	\$ 0.00	\$ 0.00	\$ 0.00
461-9004	2004 Career Development Grant	0.00	0.00	0.00	0.00	0.00	0.00	0.00	0.00
461-9005	2005 Career Development	0.00	0.00	0.00	0.00	0.00	0.00	0.00	0.00
461-9006	2006 CTAE Grant	0.00	0.00	0.00	0.00	0.00	0.00	0.00	0.00
461-9105	2005 CTAE Grant	0.00	0.00	0.00	0.00	0.00	0.00	0.00	0.00
		\$ 0.00	\$ 0.00	\$ 0.00	\$ 0.00	\$ 0.00	\$ 0.00	\$ 0.00	\$ 0.00
Fund:	463								
463-9003	2003 Rockbridge Grant	0.00	0.00	0.00	0.00	0.00	0.00	0.00	0.00
463-9004	Rockbridge Grant 2004	0.00	0.00	0.00	0.00	0.00	0.00	0.00	0.00
463-9006	2006 ALTERNATIVE ED.GRANT-ROCKBRIDGE	0.00	0.00	0.00	0.00	0.00	0.00	0.00	0.00
463-9007	2007 Alternative Educ.Grant-Rockbridge	0.00	0.00	0.00	0.00	0.00	0.00	0.00	0.00
		\$ 0.00	\$ 0.00	\$ 0.00	\$ 0.00	\$ 0.00	\$ 0.00	\$ 0.00	\$ 0.00
Fund:	466								
466-9014	Straight A IT@UA	0.00	0.00	0.00	0.00	0.00	0.00	0.00	0.00
466-9114	Straight A: Academy MD	0.00	0.00	0.00	0.00	0.00	0.00	0.00	0.00
466-9214	Straight A: Mobile FabLab	0.00	0.00	0.00	0.00	0.00	0.00	0.00	0.00
		\$ 0.00	\$ 0.00	\$ 0.00	\$ 0.00	\$ 0.00	\$ 0.00	\$ 0.00	\$ 0.00
Fund:	467								
467-9020	Student Wellness and Success	245,693.70	0.00	0.00	63,441.85	212,320.94	33,372.76	1,544.40	31,828.36
467-9022	STUDENT WELLNESS AND SUCCESS FUND	0.00	0.00	0.00	0.00	0.00	0.00	0.00	0.00
		\$ 245,693.70	\$ 0.00	\$ 0.00	\$ 63,441.85	\$ 212,320.94	\$ 33,372.76	\$ 1,544.40	\$ 31,828.36
Fund:	499								
499-9007	2007 Reading Recovery	0.00	0.00	0.00	0.00	0.00	0.00	0.00	0.00
499-9008	FY08 LPDC Region 11 Grant	0.00	0.00	0.00	0.00	0.00	0.00	0.00	0.00
499-9009	LPDC Region 11 Grant	0.00	0.00	0.00	0.00	0.00	0.00	0.00	0.00
499-9010	FY10 LPDC Region 11 Grant	0.00	0.00	0.00	0.00	0.00	0.00	0.00	0.00
499-9011	FY11 LPDC Grant	0.00	0.00	0.00	0.00	0.00	0.00	0.00	0.00
499-9018	FY08 Reading Recovery	0.00	0.00	0.00	0.00	0.00	0.00	0.00	0.00
499-9019	FY19 STATE GRANTS	0.00	0.00	0.00	0.00	0.00	0.00	0.00	0.00
499-9020	School Bus Purchase Program	0.00	0.00	0.00	0.00	0.00	0.00	0.00	0.00
499-9021	FY21 Psych Intern Grant	0.00	0.00	0.00	0.00	0.00	0.00	0.00	0.00
499-9022	MISCELLANEOUS STATE GRANT FUND	0.00	0.00	0.00	0.00	0.00	0.00	0.00	0.00
499-9023	FY23 Psych Intern Grant	0.00	9,041.70	9,041.70	3,616.68	12,658.38	(3,616.68)	0.00	(3,616.68)
499-9106	LPDC 2006 Grant	0.00	0.00	0.00	0.00	0.00	0.00	0.00	0.00
499-9107	LPDC FY07	0.00	0.00	0.00	0.00	0.00	0.00	0.00	0.00
499-9108	FY08 LPDC Special Region Grant	0.00	0.00	0.00	0.00	0.00	0.00	0.00	0.00
499-9121	School Safety Grant	0.00	0.00	0.00	0.00	0.00	0.00	0.00	0.00
499-9207	CORE Grant	0.00	0.00	0.00	0.00	0.00	0.00	0.00	0.00

Upper Arlington City Schools Cash Summary Report

Full Account Code	Description	Initial Cash	MTD Received	FYTD Received	MTD Expended	FYTD Expended	Fund Balance	Encumbrance	Unencumbered Balance
499-9208	State Gifted Subsidy	\$ 0.00	\$ 0.00	\$ 0.00	\$ 0.00	\$ 0.00	\$ 0.00	\$ 0.00	\$ 0.00
499-9209	State Gifted Funds FY09	0.00	0.00	0.00	0.00	0.00	0.00	0.00	0.00
499-9210	ODOT Walk to School Grant	0.00	0.00	0.00	0.00	0.00	0.00	0.00	0.00
499-9211	FY11 Global Issues Grant	0.00	0.00	0.00	0.00	0.00	0.00	0.00	0.00
499-9212	ETech Ohio Mobile Tech Grant	0.00	0.00	0.00	0.00	0.00	0.00	0.00	0.00
499-9213	ODOT - Safe Routes to School Grant	0.00	0.00	0.00	0.00	0.00	0.00	0.00	0.00
		\$ 0.00	\$ 9,041.70	\$ 9,041.70	\$ 3,616.68	\$ 12,658.38	\$ (3,616.68)	\$ 0.00	\$ (3,616.68)
Fund:	504								
504-9011	FY11 EDUCATION JOBS GRANT	0.00	0.00	0.00	0.00	0.00	0.00	0.00	0.00
		\$ 0.00	\$ 0.00	\$ 0.00	\$ 0.00	\$ 0.00	\$ 0.00	\$ 0.00	\$ 0.00
Fund:	506								
506-9011	RACE TO THE TOP	0.00	0.00	0.00	0.00	0.00	0.00	0.00	0.00
506-9012	FY12 RACE TO THE TOP GRANT	0.00	0.00	0.00	0.00	0.00	0.00	0.00	0.00
506-9013	FY13 RACE TO THE TOP GRANT	0.00	0.00	0.00	0.00	0.00	0.00	0.00	0.00
506-9014	FY14 RACE TO THE TOP GRANT	0.00	0.00	0.00	0.00	0.00	0.00	0.00	0.00
506-9114	RACE TO THE TOP	0.00	0.00	0.00	0.00	0.00	0.00	0.00	0.00
		\$ 0.00	\$ 0.00	\$ 0.00	\$ 0.00	\$ 0.00	\$ 0.00	\$ 0.00	\$ 0.00
Fund:	507								
507-9021	ESSER	0.00	0.00	0.00	0.00	0.00	0.00	0.00	0.00
507-9022	ESSER 2	(134,827.00)	0.00	167,252.94	100.00	32,425.94	0.00	0.00	0.00
507-9122	ESSERS III	(23,163.60)	0.00	236,070.95	0.00	212,907.35	0.00	158,688.00	(158,688.00)
507-9123	ESSERS II - State	0.00	208,886.71	208,886.71	65,162.05	274,048.76	(65,162.05)	479,798.47	(544,960.52)
507-9223	ESSERS - Homeless	0.00	0.00	0.00	0.00	0.00	0.00	0.00	0.00
507-9323	ESSERS III - State	0.00	0.00	0.00	0.00	0.00	0.00	0.00	0.00
507-9423	ESSER II NON STATE	0.00	38,441.71	38,441.71	(54.02)	38,387.69	54.02	147.50	(93.48)
507-9523	APR ESSER III NON STATE	0.00	14,054.34	14,054.34	0.00	14,054.34	0.00	0.00	0.00
		\$ (157,990.60)	\$ 261,382.76	\$ 664,706.65	\$ 65,208.03	\$ 571,824.08	\$ (65,108.03)	\$ 638,633.97	\$ (703,742.00)
Fund:	510								
510-9021	CARES Act-CRF (Coronavirus Relief Fund)	0.00	0.00	0.00	0.00	0.00	0.00	0.00	0.00
510-9121	FY21 BroadbandOhio Grant	0.00	0.00	0.00	0.00	0.00	0.00	0.00	0.00
		\$ 0.00	\$ 0.00	\$ 0.00	\$ 0.00	\$ 0.00	\$ 0.00	\$ 0.00	\$ 0.00
Fund:	516								
516-9007	2007 IDEA GRANT	0.00	0.00	0.00	0.00	0.00	0.00	0.00	0.00
516-9008	FY08 IDEA Special Educ. Grant	0.00	0.00	0.00	0.00	0.00	0.00	0.00	0.00
516-9009	TITLE VI-B(IDEA) - FY09	0.00	0.00	0.00	0.00	0.00	0.00	0.00	0.00
516-9010	IDEA-B Grant - FY10	0.00	0.00	0.00	0.00	0.00	0.00	0.00	0.00
516-9011	FY11 IDEA-B Grant	0.00	0.00	0.00	0.00	0.00	0.00	0.00	0.00
516-9012	FY12 IDEA-B Grant	0.00	0.00	0.00	0.00	0.00	0.00	0.00	0.00
516-9013	FY13 IDEA-B Grant	0.00	0.00	0.00	0.00	0.00	0.00	0.00	0.00
516-9014	FY14 IDEA-B Grant	0.00	0.00	0.00	0.00	0.00	0.00	0.00	0.00

Upper Arlington City Schools Cash Summary Report

Full Account Code	Description	Initial Cash	MTD Received	FYTD Received	MTD Expended	FYTD Expended	Fund Balance	Encumbrance	Unencumbered Balance
516-9015	FY15 IDEA-B Grant	\$ 0.00	\$ 0.00	\$ 0.00	\$ 0.00	\$ 0.00	\$ 0.00	\$ 0.00	\$ 0.00
516-9016	FY16 IDEA-B Grant	0.00	0.00	0.00	0.00	0.00	0.00	0.00	0.00
516-9017	FY17 IDEA-B Grant	0.00	0.00	0.00	0.00	0.00	0.00	0.00	0.00
516-9018	FY18 IDEA	0.00	0.00	0.00	0.00	0.00	0.00	0.00	0.00
516-9019	FY19 IDEA	0.00	0.00	0.00	0.00	0.00	0.00	0.00	0.00
516-9020	FY20 IDEA	0.00	0.00	0.00	0.00	0.00	0.00	0.00	0.00
516-9021	FY21 Title 6B	0.00	0.00	0.00	0.00	0.00	0.00	0.00	0.00
516-9022	IDEA PART B GRANTS	(170,551.74)	153,545.12	324,096.86	0.00	153,545.12	0.00	0.00	0.00
516-9023	IDEA PART B GRANTS	0.00	504,577.05	504,577.05	160,791.53	665,368.58	(160,791.53)	28,329.23	(189,120.76)
516-9119	FY19 IDEA	0.00	0.00	0.00	0.00	0.00	0.00	0.00	0.00
516-9120	FY20 IDEA Restoration Grant	0.00	0.00	0.00	0.00	0.00	0.00	0.00	0.00
516-9121	FY21 - IDEA RESTORATION	0.00	0.00	0.00	0.00	0.00	0.00	0.00	0.00
516-9122	ARP IDEA Part B	(51,028.18)	0.00	86,711.29	26,877.34	123,579.52	(87,896.41)	27,148.00	(115,044.41)
516-9123	IDEA PART B GRANTS	0.00	0.00	0.00	0.00	24,038.50	(24,038.50)	7,600.00	(31,638.50)
516-932N	IDEA-B Grant - FY10/11 (ARRA)	0.00	0.00	0.00	0.00	0.00	0.00	0.00	0.00
516-932O	FY11 ARRA IDEA-B Grant	0.00	0.00	0.00	0.00	0.00	0.00	0.00	0.00
		\$ (221,579.92)	\$ 658,122.17	\$ 915,385.20	\$ 187,668.87	\$ 966,531.72	\$ (272,726.44)	\$ 63,077.23	\$ (335,803.67)
Fund:	532								
532-932N	Stabilization Fund (AARA)	0.00	0.00	0.00	0.00	0.00	0.00	0.00	0.00
532-932O	FY11 ARRA Stabilization Fund	0.00	0.00	0.00	0.00	0.00	0.00	0.00	0.00
		\$ 0.00	\$ 0.00	\$ 0.00	\$ 0.00	\$ 0.00	\$ 0.00	\$ 0.00	\$ 0.00
Fund:	533								
533-9010	Title II-D Technology	0.00	0.00	0.00	0.00	0.00	0.00	0.00	0.00
533-9011	FY11 Title II-D Technology	0.00	0.00	0.00	0.00	0.00	0.00	0.00	0.00
533-9012	FY12 Title II-D Technology	0.00	0.00	0.00	0.00	0.00	0.00	0.00	0.00
533-9013	TITLE II D - TECHNOLOGY	0.00	0.00	0.00	0.00	0.00	0.00	0.00	0.00
		\$ 0.00	\$ 0.00	\$ 0.00	\$ 0.00	\$ 0.00	\$ 0.00	\$ 0.00	\$ 0.00
Fund:	551								
551-9007	2007 LEP Title III	0.00	0.00	0.00	0.00	0.00	0.00	0.00	0.00
551-9008	2008 LEP TITLE III	0.00	0.00	0.00	0.00	0.00	0.00	0.00	0.00
551-9009	TITLE III (LEP) - FY09	0.00	0.00	0.00	0.00	0.00	0.00	0.00	0.00
551-9010	TITLE III(LEP) - FY10	0.00	0.00	0.00	0.00	0.00	0.00	0.00	0.00
551-9011	FY11 TITLE III - LEP	0.00	0.00	0.00	0.00	0.00	0.00	0.00	0.00
551-9012	FY12 TITLE III - LEP	0.00	0.00	0.00	0.00	0.00	0.00	0.00	0.00
551-9013	FY13 TITLE III - LEP	0.00	0.00	0.00	0.00	0.00	0.00	0.00	0.00
551-9014	FY14 TITLE III - LEP	0.00	0.00	0.00	0.00	0.00	0.00	0.00	0.00
551-9015	FY15 TITLE III - LEP	0.00	0.00	0.00	0.00	0.00	0.00	0.00	0.00
551-9016	FY16 TITLE III - LEP	0.00	0.00	0.00	0.00	0.00	0.00	0.00	0.00
551-9017	FY17 TITLE III - LEP	0.00	0.00	0.00	0.00	0.00	0.00	0.00	0.00
551-9018	FY18 Title III - LEP	0.00	0.00	0.00	0.00	0.00	0.00	0.00	0.00
551-9019	FY19 Title III - LEIL	0.00	0.00	0.00	0.00	0.00	0.00	0.00	0.00

Upper Arlington City Schools Cash Summary Report

Full Account Code	Description	Initial Cash	MTD Received	FYTD Received	MTD Expended	FYTD Expended	Fund Balance	Encumbrance	Unencumbered Balance
551-9020	FY20 Title III - LEIL	\$ 0.00	\$ 0.00	\$ 0.00	\$ 0.00	\$ 0.00	\$ 0.00	\$ 0.00	\$ 0.00
551-9021	FY21 Title III - LEIL	0.00	0.00	0.00	0.00	0.00	0.00	0.00	0.00
551-9022	LIMITED ENGLISH PROFICIENCY	0.00	0.00	0.00	0.00	0.00	0.00	0.00	0.00
551-9023	LIMITED ENGLISH PROFICIENCY	0.00	0.00	0.00	494.75	4,660.72	(4,660.72)	300.00	(4,960.72)
551-9110	TITLE III(IMMIGRANT)- FY10	0.00	0.00	0.00	0.00	0.00	0.00	0.00	0.00
551-9111	FY11 - TITLE III (IMMIGRANT)	0.00	0.00	0.00	0.00	0.00	0.00	0.00	0.00
551-9114	LIMITED ENGLISH PROFICIENCY	0.00	0.00	0.00	0.00	0.00	0.00	0.00	0.00
551-9115	LIMITED ENGLISH PROFICIENCY	0.00	0.00	0.00	0.00	0.00	0.00	0.00	0.00
551-9116	LIMITED ENGLISH PROFICIENCY	0.00	0.00	0.00	0.00	0.00	0.00	0.00	0.00
551-9119	FY19 Title III - Immigrant	0.00	0.00	0.00	0.00	0.00	0.00	0.00	0.00
551-9120	FY20 Title III Immigrant	0.00	0.00	0.00	0.00	0.00	0.00	0.00	0.00
551-9121	FY21 Title III Immigrant	0.00	0.00	0.00	0.00	0.00	0.00	0.00	0.00
551-9122	LIMITED ENGLISH PROFICIENCY	0.00	0.00	0.00	0.00	0.00	0.00	0.00	0.00
		\$ 0.00	\$ 0.00	\$ 0.00	\$ 494.75	\$ 4,660.72	\$ (4,660.72)	\$ 300.00	\$ (4,960.72)
Fund:	572								
572-9007	2007 Title I	0.00	0.00	0.00	0.00	0.00	0.00	0.00	0.00
572-9008	2008 TITLE I	0.00	0.00	0.00	0.00	0.00	0.00	0.00	0.00
572-9009	TITLE I - FY09	0.00	0.00	0.00	0.00	0.00	0.00	0.00	0.00
572-9010	TITLE I DISADVANTAGED CHILDREN	0.00	0.00	0.00	0.00	0.00	0.00	0.00	0.00
572-9011	FY11 TITLE I	0.00	0.00	0.00	0.00	0.00	0.00	0.00	0.00
572-9012	FY12 TITLE I	0.00	0.00	0.00	0.00	0.00	0.00	0.00	0.00
572-9013	FY13 TITLE I	0.00	0.00	0.00	0.00	0.00	0.00	0.00	0.00
572-9014	FY14 TITLE I	0.00	0.00	0.00	0.00	0.00	0.00	0.00	0.00
572-9015	FY15 TITLE I	0.00	0.00	0.00	0.00	0.00	0.00	0.00	0.00
572-9016	FY16 TITLE I	0.00	0.00	0.00	0.00	0.00	0.00	0.00	0.00
572-9017	FY17 TITLE I	0.00	0.00	0.00	0.00	0.00	0.00	0.00	0.00
572-9018	FY18 Title I	0.00	0.00	0.00	0.00	0.00	0.00	0.00	0.00
572-9019	FY19 Title I	0.00	0.00	0.00	0.00	0.00	0.00	0.00	0.00
572-9020	FY20 Title I	0.00	0.00	0.00	0.00	0.00	0.00	0.00	0.00
572-9021	FY21 Title I	0.00	0.00	0.00	0.00	0.00	0.00	0.00	0.00
572-9022	TITLE I DISADVANTAGED CHILDREN	(41,268.57)	34,756.45	76,025.02	0.00	34,756.45	0.00	0.00	0.00
572-9023	TITLE I DISADVANTAGED CHILDREN	0.00	91,803.43	91,803.43	29,338.38	121,141.81	(29,338.38)	0.00	(29,338.38)
572-9120	TITLE I DISADVANTAGED CHILDREN	0.00	0.00	0.00	0.00	0.00	0.00	0.00	0.00
572-9121	FY21 Expanding Opportunities for Each Child	0.00	0.00	0.00	0.00	0.00	0.00	0.00	0.00

Upper Arlington City Schools Cash Summary Report

Full Account Code	Description	Initial Cash	MTD Received	FYTD Received	MTD Expended	FYTD Expended	Fund Balance	Encumbrance	Unencumbered Balance
572-9122	TITLE I DISADVANTAGED CHILDREN	\$ (7,031.36)	\$ 0.00	\$ 7,031.36	\$ 0.00	\$ 0.00	\$ 0.00	\$ 0.00	\$ 0.00
572-9223	TITLE I DISADVANTAGED CHILDREN	0.00	0.00	0.00	0.00	0.00	0.00	0.00	0.00
572-932N	TITLE I DISADVANTAGED CHILDREN	0.00	0.00	0.00	0.00	0.00	0.00	0.00	0.00
572-932O	FY11 ARRA TITLE I	0.00	0.00	0.00	0.00	0.00	0.00	0.00	0.00
		\$ (48,299.93)	\$ 126,559.88	\$ 174,859.81	\$ 29,338.38	\$ 155,898.26	\$ (29,338.38)	\$ 0.00	\$ (29,338.38)
Fund:	573								
573-9003	2003 Title V Innovative Prog. (was Title VI)	0.00	0.00	0.00	0.00	0.00	0.00	0.00	0.00
573-9004	2004 Title V Grant	0.00	0.00	0.00	0.00	0.00	0.00	0.00	0.00
573-9006	2006 Title V Grant	0.00	0.00	0.00	0.00	0.00	0.00	0.00	0.00
573-9007	2007 Title V	0.00	0.00	0.00	0.00	0.00	0.00	0.00	0.00
573-9008	2008 TITLE V	0.00	0.00	0.00	0.00	0.00	0.00	0.00	0.00
573-9009	TITLE V - FY09	0.00	0.00	0.00	0.00	0.00	0.00	0.00	0.00
573-9010	TITLE V - FY10	0.00	0.00	0.00	0.00	0.00	0.00	0.00	0.00
		\$ 0.00	\$ 0.00	\$ 0.00	\$ 0.00	\$ 0.00	\$ 0.00	\$ 0.00	\$ 0.00
Fund:	584								
584-9007	2007 Safe & Drug Free Title IVA	0.00	0.00	0.00	0.00	0.00	0.00	0.00	0.00
584-9008	2008 SAFE & DRUG FREE-TITLE IVA	0.00	0.00	0.00	0.00	0.00	0.00	0.00	0.00
584-9009	TITLE IV - FY09	0.00	0.00	0.00	0.00	0.00	0.00	0.00	0.00
584-9010	TITLE IV (DRUG FREE) - FY10	0.00	0.00	0.00	0.00	0.00	0.00	0.00	0.00
584-9022	TITLE IV, PART A, STUDENT SUPPORT AND ACADEMIC ENRICHMENT PROGRAMS	(733.67)	1,315.75	2,049.42	0.00	1,315.75	0.00	0.00	0.00
584-9023	TITLE IV, PART A, STUDENT SUPPORT AND ACADEMIC ENRICHMENT PROGRAMS	0.00	2,867.36	2,867.36	0.00	2,867.36	0.00	0.00	0.00
		\$ (733.67)	\$ 4,183.11	\$ 4,916.78	\$ 0.00	\$ 4,183.11	\$ 0.00	\$ 0.00	\$ 0.00
Fund:	587								
587-9010	FY10 Preschool IDEA-B Grant	0.00	0.00	0.00	0.00	0.00	0.00	0.00	0.00
587-9011	FY11 Preschool IDEA-B Grant	0.00	0.00	0.00	0.00	0.00	0.00	0.00	0.00
587-9012	FY12 Preschool IDEA-B Grant	0.00	0.00	0.00	0.00	0.00	0.00	0.00	0.00
587-9013	FY13 Preschool IDEA-B Grant	0.00	0.00	0.00	0.00	0.00	0.00	0.00	0.00
587-9014	FY14 Preschool IDEA-B Grant	0.00	0.00	0.00	0.00	0.00	0.00	0.00	0.00
587-9015	FY15 Preschool IDEA-B Grant	0.00	0.00	0.00	0.00	0.00	0.00	0.00	0.00
587-9016	FY16 Preschool IDEA-B Grant	0.00	0.00	0.00	0.00	0.00	0.00	0.00	0.00
587-9017	FY17 Preschool IDEA-B Grant	0.00	0.00	0.00	0.00	0.00	0.00	0.00	0.00
587-9018	FY18 Preschool IDEA	0.00	0.00	0.00	0.00	0.00	0.00	0.00	0.00
587-9019	FY19 IDEA Preschool	0.00	0.00	0.00	0.00	0.00	0.00	0.00	0.00
587-9020	FY20 IDEA Preschool	0.00	0.00	0.00	0.00	0.00	0.00	0.00	0.00
587-9021	FY21 -Preschool Restoration	0.00	0.00	0.00	0.00	0.00	0.00	0.00	0.00

Upper Arlington City Schools Cash Summary Report

Full Account Code	Description	Initial Cash	MTD Received	FYTD Received	MTD Expended	FYTD Expended	Fund Balance	Encumbrance	Unencumbered Balance
587-9023	IDEA PRESCHOOL-HANDICAPPED	\$ 0.00	\$ 0.00	\$ 0.00	\$ 0.00	\$ 0.00	\$ 0.00	\$ 0.00	\$ 0.00
587-9120	FY20 6B PRESCHOOL RESTORATION	0.00	0.00	0.00	0.00	0.00	0.00	0.00	0.00
587-932N	FY10 Preschool ARRA IDEA-B Grant	0.00	0.00	0.00	0.00	0.00	0.00	0.00	0.00
587-932O	FY11 Preschool ARRA IDEA-B Grant	0.00	0.00	0.00	0.00	0.00	0.00	0.00	0.00
		\$ 0.00	\$ 0.00	\$ 0.00	\$ 0.00	\$ 0.00	\$ 0.00	\$ 0.00	\$ 0.00
Fund:	590								
590-9006	2006 Title IIA Grant	0.00	0.00	0.00	0.00	0.00	0.00	0.00	0.00
590-9007	2007 Improving Teacher Quality Title IIA	0.00	0.00	0.00	0.00	0.00	0.00	0.00	0.00
590-9008	2008 IMPROVING TEACHER QUALITY TITLE IIA	0.00	0.00	0.00	0.00	0.00	0.00	0.00	0.00
590-9009	TITLE II-A - FY09	0.00	0.00	0.00	0.00	0.00	0.00	0.00	0.00
590-9010	TITLE IIA - FY10	0.00	0.00	0.00	0.00	0.00	0.00	0.00	0.00
590-9011	FY11 TITLE II-A	0.00	0.00	0.00	0.00	0.00	0.00	0.00	0.00
590-9012	FY12 TITLE II-A	0.00	0.00	0.00	0.00	0.00	0.00	0.00	0.00
590-9013	FY13 TITLE II-A	0.00	0.00	0.00	0.00	0.00	0.00	0.00	0.00
590-9014	FY14 TITLE II-A	0.00	0.00	0.00	0.00	0.00	0.00	0.00	0.00
590-9015	FY15 TITLE II-A	0.00	0.00	0.00	0.00	0.00	0.00	0.00	0.00
590-9016	FY16 TITLE II-A	0.00	0.00	0.00	0.00	0.00	0.00	0.00	0.00
590-9017	FY17 TITLE II-A	0.00	0.00	0.00	0.00	0.00	0.00	0.00	0.00
590-9018	FY18 - Title II-A	0.00	0.00	0.00	0.00	0.00	0.00	0.00	0.00
590-9019	FY19 Title II-A	0.00	0.00	0.00	0.00	0.00	0.00	0.00	0.00
590-9020	FY20 Title II-A	0.00	0.00	0.00	0.00	0.00	0.00	0.00	0.00
590-9021	FY21 Title II-A	0.00	0.00	0.00	0.00	0.00	0.00	0.00	0.00
590-9022	IMPROVING TEACHER QUALITY	(34,278.86)	2,539.25	36,818.11	0.00	2,539.25	0.00	0.00	0.00
590-9023	IMPROVING TEACHER QUALITY	0.00	9,265.15	9,265.15	16,298.41	21,085.41	(11,820.26)	4,000.00	(15,820.26)
		\$ (34,278.86)	\$ 11,804.40	\$ 46,083.26	\$ 16,298.41	\$ 23,624.66	\$ (11,820.26)	\$ 4,000.00	\$ (15,820.26)
Fund:	599								
599-9007	2007 Title IID	0.00	0.00	0.00	0.00	0.00	0.00	0.00	0.00
599-9009	FEMA - Small Project FY09	0.00	0.00	0.00	0.00	0.00	0.00	0.00	0.00
599-9010	Title II-D - FY10	0.00	0.00	0.00	0.00	0.00	0.00	0.00	0.00
599-9013	FEMA-SMALL PROJECT FY13	0.00	0.00	0.00	0.00	0.00	0.00	0.00	0.00
599-9018	2018 Title IV-A	0.00	0.00	0.00	0.00	0.00	0.00	0.00	0.00
599-9019	FY19 Title IV-A	0.00	0.00	0.00	0.00	0.00	0.00	0.00	0.00
599-9020	FY20 Title IV-A	0.00	0.00	0.00	0.00	0.00	0.00	0.00	0.00
599-9021	FY21 Title IV-A	0.00	0.00	0.00	0.00	0.00	0.00	0.00	0.00
599-9022	MISCELLANEOUS FED. GRANT FUND	0.00	0.00	0.00	0.00	0.00	0.00	0.00	0.00
599-9107	2007 Learn&Serve	0.00	0.00	0.00	0.00	0.00	0.00	0.00	0.00

Upper Arlington City Schools Cash Summary Report

Full Account Code	Description	Initial Cash	MTD Received	FYTD Received	MTD Expended	FYTD Expended	Fund Balance	Encumbrance	Unencumbered Balance
599-9108	2008 LEARN & SERVE GRANT	\$ 0.00	\$ 0.00	\$ 0.00	\$ 0.00	\$ 0.00	\$ 0.00	\$ 0.00	\$ 0.00
599-9109	LEARN & SERVE GRANT FY09	0.00	0.00	0.00	0.00	0.00	0.00	0.00	0.00
599-9110	LEARN & SERVE GRANT FY10	0.00	0.00	0.00	0.00	0.00	0.00	0.00	0.00
599-9111	FY11 LEARN & SERVE	0.00	0.00	0.00	0.00	0.00	0.00	0.00	0.00
599-9118	FEMA - Small Project	0.00	0.00	0.00	0.00	0.00	0.00	0.00	0.00
599-9119	Integrated Educ. Systems(COSERRC) MiniGrant	0.00	0.00	0.00	0.00	0.00	0.00	0.00	0.00
599-9206	2006 Learn & Serve Grant	0.00	0.00	0.00	0.00	0.00	0.00	0.00	0.00
		\$ 0.00	\$ 0.00	\$ 0.00	\$ 0.00	\$ 0.00	\$ 0.00	\$ 0.00	\$ 0.00
Grand Total		\$ \$ 5,212,373.91	\$ \$ 5,212,373.91	\$ 72,131,702.83	\$ 12,267,726.78	\$ 85,918,314.70	\$ 77,619,095.67	\$ 15,572,539.14	\$ 62,046,556.53

**Upper Arlington City Schools
Concentration Bank Reconciliation
December 31, 2022**

Description	Beg. Bal.	Receipts	Disburse	End. Bal.
Accounts				
Huntington Bank - General	5,589,516.22	13,838,725.09	11,917,734.16	7,510,507.15
Huntington Bank - Workers' Comp Acct	10,000.00			10,000.00
Star Ohio	5,956,981.62	9,058.29	4,500,000.00	1,466,039.91
Legacy Campaign	3,883,836.50	159,378.86	3,539,455.79	503,759.57
Board of Education Escrow	10,000.00			10,000.00
Wells Fargo - Worker's Comp	9,000.00		9,000.00	-
Arbiter Pay	61,376.95			61,376.95
Investments				
Huntington Investment Account - General	61,459,163.24	91,389.90		61,550,553.14
Huntington Investment Account - Building	5,756,652.24	13,562.23		5,770,214.47
Huntington Investment Account - Bond Retirement	-			-
Huntington Investment Account - Legacy	1,806,246.83	5,486.27	1,147,757.15	663,975.95
Columbus Foundation Legacy Fund	179,657.17	\$ 38,375.30		218,032.47
Outstanding Checks				
Less O/S checks prior month	(48,382.23)	-	(48,382.23)	-
Add: O/S checks current month	-	-	174,263.94	(174,263.94)
Less: Worker's Comp O/S prior Month		-		-
Add: Worker's Comp O/S current Month		-		-
Petty Cash Accounts:				
Early Childhood Program Petty Cash	50.00	-	-	50.00
Food Service (H.S.) Petty Cash	50.00	-	-	50.00
UAHS Book Store Change Funds	300.00	-	-	300.00
Legacy Deposits		28,500.00		28,500.00
BANK TOTALS	84,674,448.54	14,155,975.94	21,239,828.81	77,619,095.67
BOOK TOTALS	84,674,448.54	4,065,998.17	13,329,783.98	77,619,095.67

(0.00)

SUMMARY OF PHASE 1 PROJECTS IN THE BUILDING FUND

As of 12/31/2022

PROJECT	PROJECT ALLOCATIONS	EXPENDITURES	COMMITTED FUNDS
Barrington	\$ 28,350,905.28	\$ 28,165,552.32	\$ 185,352.96
Greensview	\$ 20,186,556.42	\$ 20,170,470.18	\$ 16,086.24
Tremont	\$ 15,407,054.36	\$ 15,396,565.68	\$ 10,488.68
Wickliffe	\$ 21,724,133.91	\$ 21,620,016.00	\$ 104,117.91
Windermere	\$ 22,037,711.61	\$ 21,555,759.24	\$ 481,952.37
*UAHS	\$ 120,485,656.59	\$ 118,475,983.55	\$ 2,009,673.04
Tremont Fields	\$ 1,762,909.46	\$ 1,762,909.46	\$ -
District (expenses not allocated to projects)	\$ 2,985,157.00	\$ 2,889,659.69	\$ 95,497.31
	<u>\$ 232,940,084.63</u>	<u>\$ 230,036,916.12</u>	<u>\$ 2,903,168.51</u>

* excludes the \$5,000,000 of Legacy Campaign

Funds to be allocated to projects based on future change orders \$ 559,915.37